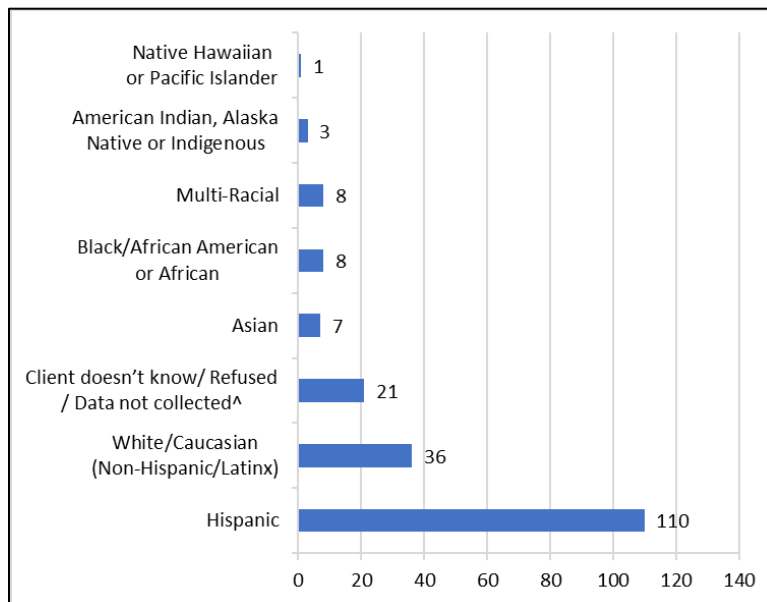


**DEMOGRAPHIC DATA**

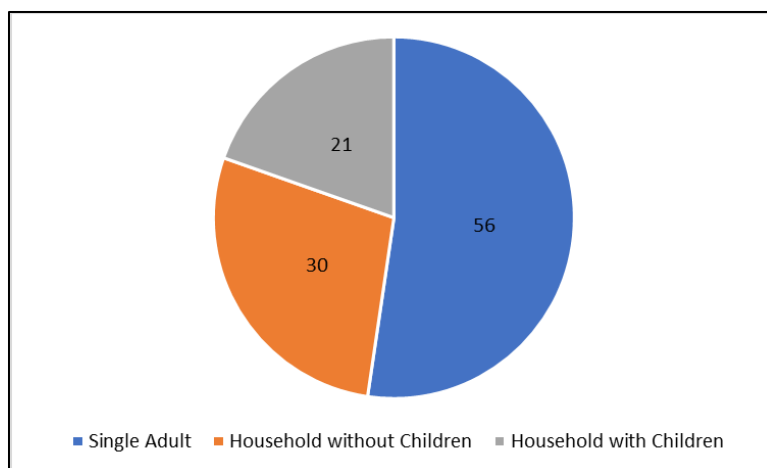
One hundred seven (107) individuals and/or households (the County assesses clients by heads of household) comprised of 194 individuals were served in Mountain View safe parking lots during the period of July 1, 2020 to June 30, 2021, of which 32 are children, and 55 are aged 55 and above. Eighty-three (83) of the individuals identified as female, 108 identified as male, two identified as transgender, and data has not been collected for one individual.

Participants self-report race in their enrollment application, and a summary of individual’s data is included in the chart below.



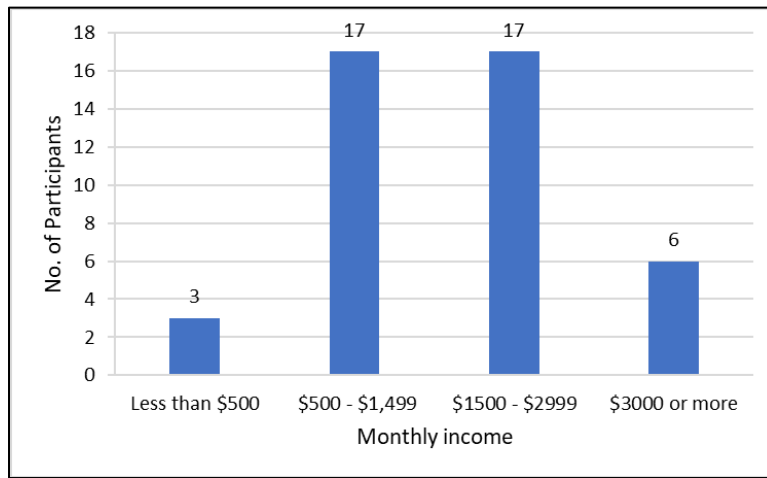
NOTE: 19 of the 21 indicated Hispanic/Latinx ethnicity.

Other demographic data is shown in the chart below.



## **Economic Data**

Economic data is often not a reliable indicator of economic stability. Income is reported on intake (may fluctuate while in the program) and updated at exit. The program data show that during the reporting period of July 1, 2020 to June 30, 2021, 43 of the households have reported an income and 63 households reported zero income, of which 14 receive noncash benefits, of which two have zero income, four have earned income, and eight have other types of income (such as General Assistance, SSI, SSDI, workers compensation). A summary of the monthly income reported by the 43 households is included in the chart below.



## **Other Data**

There are currently 24 participants who have self-reported a disability, of whom 14 have a physical disability.