

City of
**Mountain
View**

Presentation on the Mountain View Police Department 2023 Annual Report

June 20, 2024

Presentation Overview

- Calls for Service
- Department Demographics
- Crime Trends
- Contact Data & Professional Standards
- Division Updates
- Question

Calls for Service



31,259

Total Calls for Officers

Includes dispatched and
officer-initiated responses



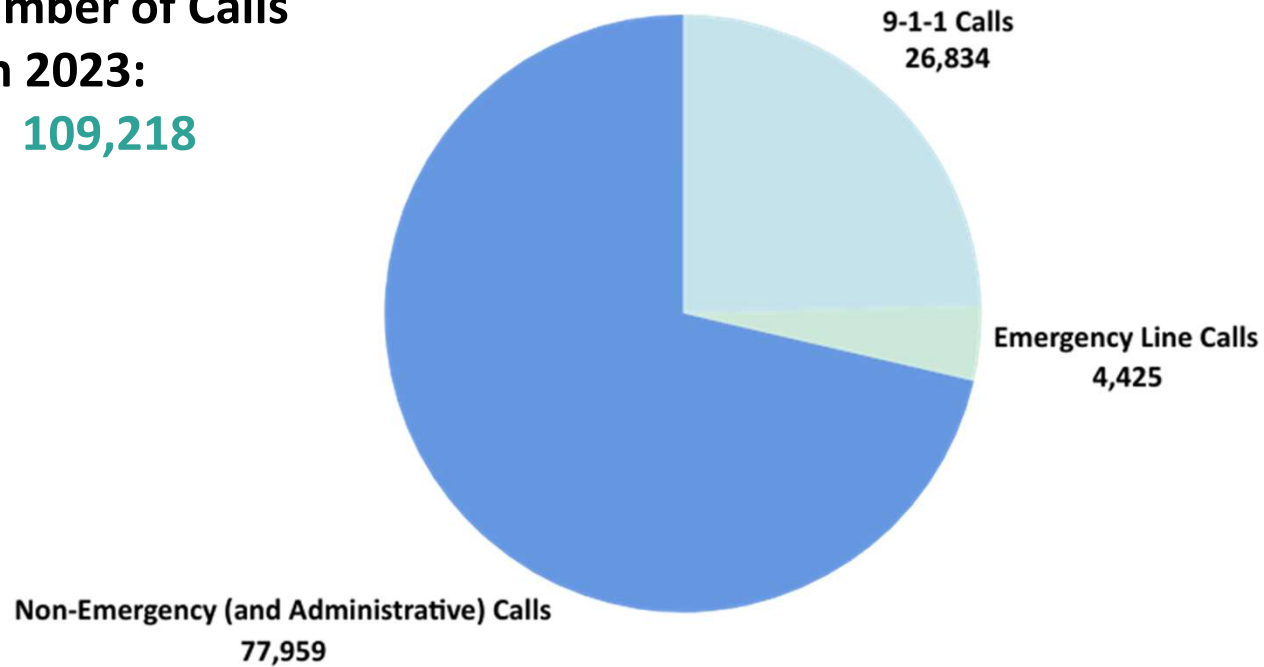
109,218

Total Calls Received

Includes 911, Emergency, and Non-
Emergency

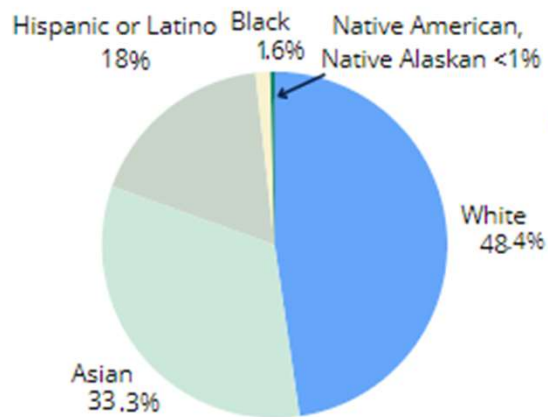
Emergency Communications Center

**Total Number of Calls
Taken in 2023:**
109,218

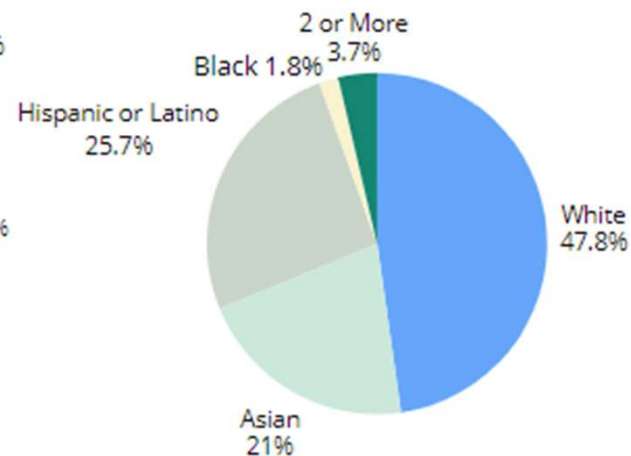


Department Demographics

CITY OF MOUNTAIN VIEW



MVPD PERSONNEL



Sworn MVPD Staff:
88% Male
12% Female

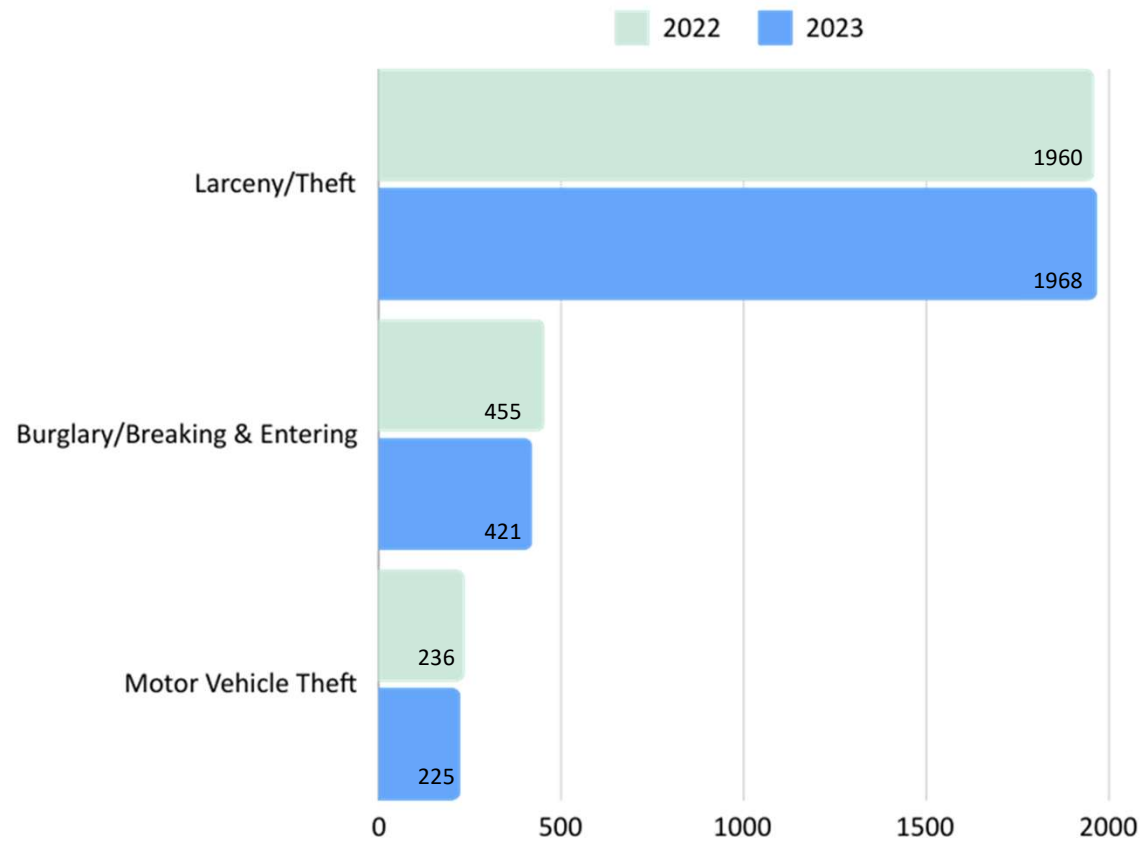


MVPD Professional Staff:
32% Male
68% Female



MVPD staff speak 7 different languages including:
Spanish, Tagalog, American Sign Language,
Portuguese, Hindi, and Cantonese

Crime Trends



Note: Some 2022 numbers have changed since initially reported, and may continue to change, due to additional crimes being identified during the course of an investigation, crimes being re-classified after further investigation, or updated criteria by the FBI.



Contact Data

2023						
RACE	VICTIM	WITNESS	REPORTING PARTY	SUSPECT	CITED PERSON	ARRESTED PERSON
Not Listed	11.00%	2.32%	3.06%	3.54%	6.06%	0.42%
American Indian or Alaskan Native	0.29%	0.00%	0.40%	0.11%	0.23%	0.08%
Asian Indian	5.06%	3.67%	4.22%	1.46%	7.80%	2.35%
Black/African American	2.67%	4.05%	4.99%	9.80%	2.65%	10.80%
Cambodian	0.07%	0.00%	0.00%	0.00%	0.08%	0.00%
Chinese	6.50%	2.32%	4.41%	0.83%	6.96%	1.17%
Filipino	0.69%	0.77%	0.98%	0.52%	0.61%	1.17%
Hispanic	19.30%	43.63%	27.90%	27.56%	32.78%	51.84%
Japanese	0.76%	0.58%	0.80%	0.11%	0.15%	0.25%
Korean	0.87%	0.00%	0.44%	0.09%	0.45%	0.08%
Native Hawaiian	0.09%	0.00%	0.04%	0.00%	0.08%	0.00%
Other	3.99%	2.90%	3.61%	1.46%	6.89%	1.59%
Other Asian	4.19%	5.21%	4.77%	2.27%	10.14%	3.94%
Pacific Islander	0.29%	0.58%	0.62%	0.36%	0.45%	0.34%
Samoan	0.09%	0.00%	0.04%	0.07%	0.00%	0.08%
Unknown	17.77%	6.56%	14.31%	37.06%	5.22%	0.75%
Vietnamese	0.52%	0.77%	0.36%	0.27%	0.76%	0.75%
White	25.84%	26.64%	29.06%	14.48%	18.70%	24.37%

Note: Individuals may belong to more than one category, and therefore may have been counted more than once.

Professional Standards



Use of Force Incidents: 12

- No Injuries- 5 uncontrolled takedowns
- Minor Injuries- 1 personal weapon, 3 uncontrolled takedowns, 2 CED (taser)
- Major Injuries- 1 uncontrolled takedown
- Fatalities- 0



Officer Commendations: 22

Number of Awards: 2



Pursuits: 7

- Initiated by MVPD- 7
- Apprehensions- 5
- Collisions- 5
- With Injuries to Suspects- 4

All 7 pursuits were in policy



Personnel Complaints: 14

- Sustained- 3
- Unfounded- 9
- Pending- 2

Division Updates, Traffic



Traffic Violations: 6,519

Traffic Violations by Type-

- Parking Citations- 4,952
- Traffic Citations- 1,567



Traffic Accidents: 298

Traffic Accidents by Type-

- Fatal- 1
- Major Injury- 22
- Minor Injury- 146
- Non-Injury- 129


Division Updates, K-9



K9 Maia



K9 Atlas



K9 Thor

Training Hours- 604
Total Canine Deployments- 199
Apprehensions- 5 (all non-injury)
Suspects Located by the Canine- 3
Evidence Finds by the Canine- 5
Drug Finds by the Canine- 4
Community Outreach Events Attended by Canine Teams- 7

Division Updates, Youth Services



Youth Served
PAL Mentoring- 47
(Castro and Monta Loma Elementary School)
PAL Boxing- 35
ROAR- 50 (Graham Middle School)
Dreams and Futures- 100
Cops That Care- 984

Division Updates, NES



County Permanent Housing Referrals- 30
(including people that have successfully obtained permanent housing, are waiting for housing to become available, or are in the application process)

Community Outreach Events- 30

Community Presentations- 5

Division Updates, ISD



Devices the Cyber and Financial Crimes Unit Examined-
462

Internet Crimes Against Children Investigations- 22

Fraud and Cyber-Crimes Investigations- 64



Questions and Feedback

