






CSFRA Monthly Status Report

July 2018 through February 2019

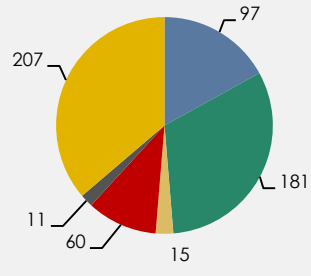
Information Requests*


146
 Email


379
 Phone Call



47
 Walk-in

Information Requests* (Total by Type)



- Just Cause
- Annual General Adjustment (AGA)
- Landlord Petition
- Tenant Petition
- Roll Back
- Other CSFRA

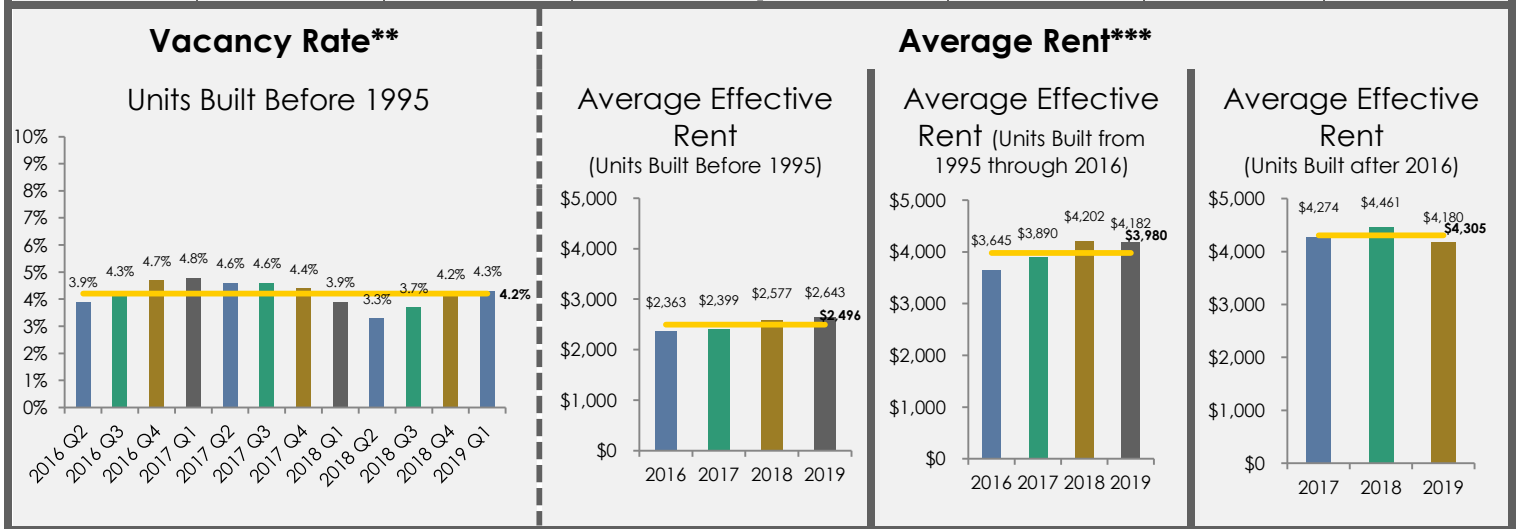
Conciliations*


4
 Landlord

19
 Tenant

The Mountain View Housing Helpline provided consulting services resulting in a resolution.

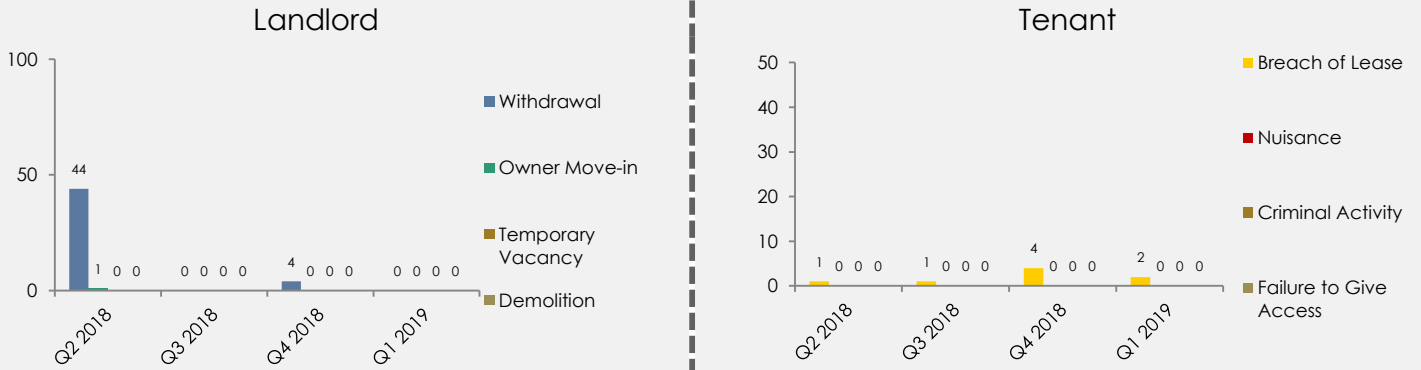
Petitions Overview (FY 2017/18)				Petitions Overview (FY 2018/19)											
Landlord Petitions: 13 Tenant Petitions: 5				Landlord Petitions: 2 Tenant Petitions: 40											
In Review		In Hearing Process		Settled		Decided		In Review		In Hearing Process		Settled		Decided	
0	0	1	0	1	4	8	0	1	0	0	5	0	3	1	28
Landlord	Tenant	Landlord	Tenant	Landlord	Tenant	Landlord	Tenant	Landlord	Tenant	Landlord	Tenant	Landlord	Tenant	Landlord	Tenant
Not Accepted		Withdrawn		Appealed		In Litigation		Not Accepted		Withdrawn		Appealed		In Litigation	
1	1	2	0	0	0	0	0	0	0	0	1	0	3	0	0
Landlord	Tenant	Landlord	Tenant	Landlord	Tenant	Landlord	Tenant	Landlord	Tenant	Landlord	Tenant	Landlord	Tenant	Landlord	Tenant



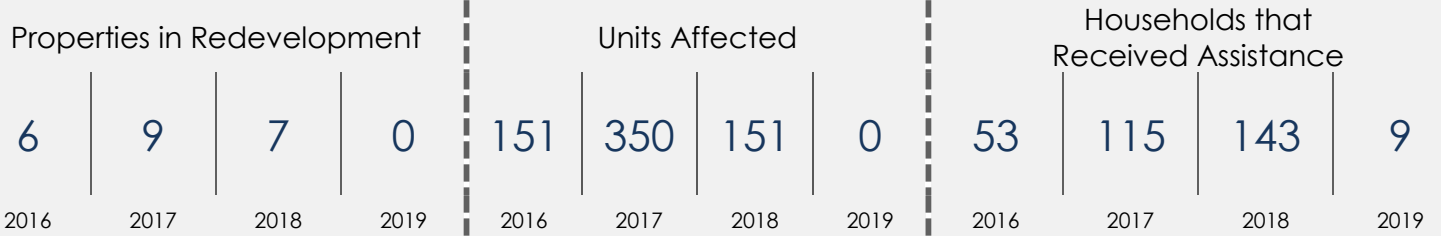
*Mountain View Housing Helpline, February 2019; ** CoStar, February 2019, Disclaimer: Vacancy Rate data is for informational purposes only and not intended to be used as a benchmark for suspension of the CSFRA. See Section 1718 of the CSFRA for details; *** CoStar, February 2019, Average Effective Rent (effective rent rate): The actual rental rate the landlord achieves after deducting the concession value from the base rental rate a tenant pays (WebFinance, Inc, investorwords.com).



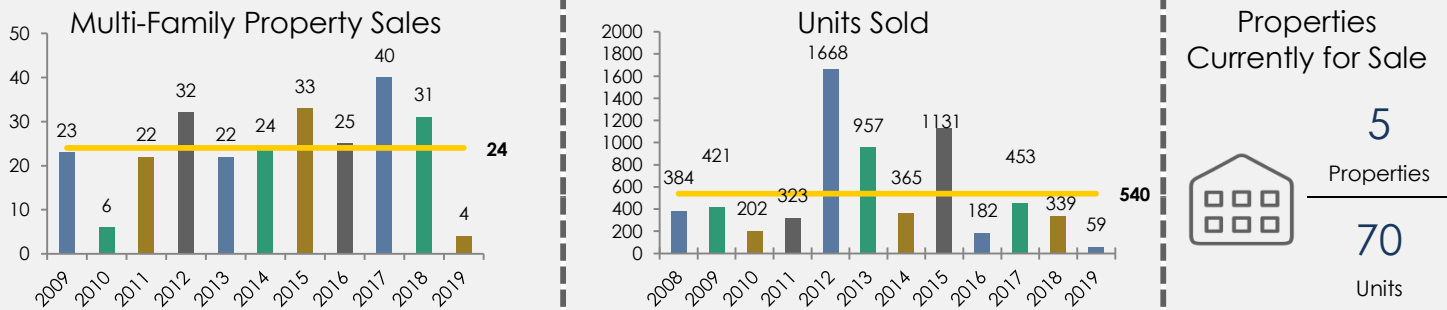
Termination Notices (as Received by the City)



Tenant Relocation Assistance




Multi-Family Property Sales for Units Built Before 1995**



Workshops and Clinics

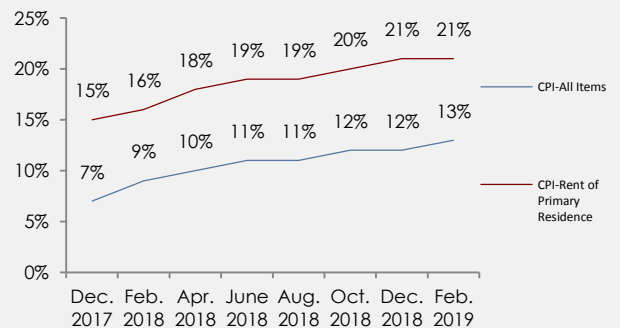


Community Outreach



MNOI Consumer Price Indices

For use in Calculations of Fair Return in Upward Adjustment of Rent Petitions and Compounded over Time



METHODOLOGY

Data unrelated to the CoStar databases or the MNOI CPI Indices was obtained by staff through use of internal record keeping and in partnership with external consultants and vendors, including Associated Right of Way Services (ARWS) and the Mountain View Rental Housing Helpline. Data gathered from CoStar utilizes as regimented and consistent search terms within the database as possible in an effort to adhere to the specifics of the CSFRA.

The data provided by CoStar and used in the CSFRA Monthly Report was obtained as follows:

- **Vacancy Rate Data (Units Built Before 1995):** The search criteria for Vacancy Rate Data included multi-family properties with three or more units built before 1995 within Mountain View using the *Properties* database.
- **Average Effective Rent Data:** The search criteria for Average Effect Rent Data included multi-family properties with three or more units built before 1995; multi-family properties with three or more units built from 1995 through 2016; and multi-family properties with three or more units after 2016 using the *Properties* database. These three data points illustrate the effective rent trends for the total market, including units fully covered by the CSFRA (built before 1995), units partially covered by the CSFRA (built from 1995 through 2016), and units not covered by the CSFRA (built after 2016) within Mountain View.
- **Multi-Family Property Sales for Units Built Before 1995:** The search criteria for Multi-Family Property Sales for Units Built Before 1995 included multi-family apartment properties with three or more units that sold from 2009 through 2019 within Mountain View using the *Sales Comp* database. Non-Arm's Length Sales, in which there is a relationship between the buyer and the seller of the property, were excluded.
- **Properties Currently for Sale:** The search criteria for Properties Currently for Sale included multi-family apartment properties built before 1995 with three or more units currently for sale within Mountain View using the For Sale database.

Maintenance of Net Operating Income (MNOI) Consumer Price Index data was obtained via two Bureau of Labor Statistics (BLS) indices for comparative purposes:

- All items in San Francisco-Oakland-Hayward, CA, all urban consumers, not seasonally adjusted (<https://data.bls.gov/timeseries/CUURS49BSA0>)
- Rent of primary residence in San Francisco-Oakland-Hayward, CA, all urban consumers, not seasonally adjusted (<https://data.bls.gov/timeseries/CUURS49BSEHA>)

This data was then calculated using the CPI Percentage for Fair Return Calculation. Please see the CSFRA Program's CPI Percentage for a Fair Return Calculation Instruction Sheet for more information at <https://www.mountainview.gov/civicax/filebank/blobdload.aspx?BlobID=25874>.