

City of
**Mountain
View**

Presentation on the Mountain View Police
Department 2022 Annual Report

June 22, 2023



Presentation Overview

- Calls for Service
- Department Demographics
- Crime Trends
- Contact ^{ARO}Data & Professional Standards
- Division Updates
- Looking Forward and Feedback

Slide 2

ARO [@Jaeger, Saul] How about we leave budget out since it was a separate budget topic at the last PSAB meeting?
Audrey Ramberg, 2023-06-16T21:26:59.315

JSO 0 done and slide is removed.
Jaeger, Saul, 2023-06-16T21:42:00.969

Calls for Service

29,852

Total Calls for Service
Includes dispatched and self-
initiated responses.

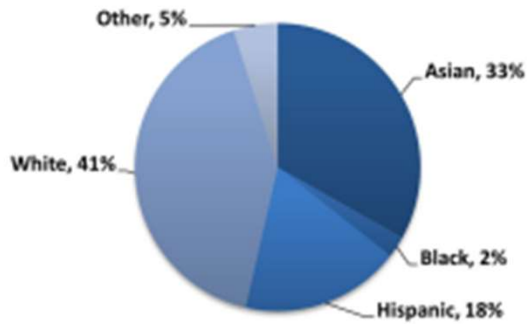
1,502

Emergency calls
Officers were able to be dispatched
and on scene in less than 4 minutes
51% of all calls.

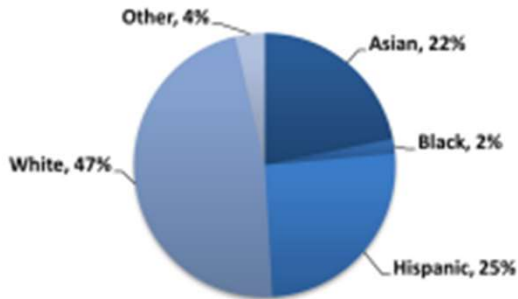


Department Demographics

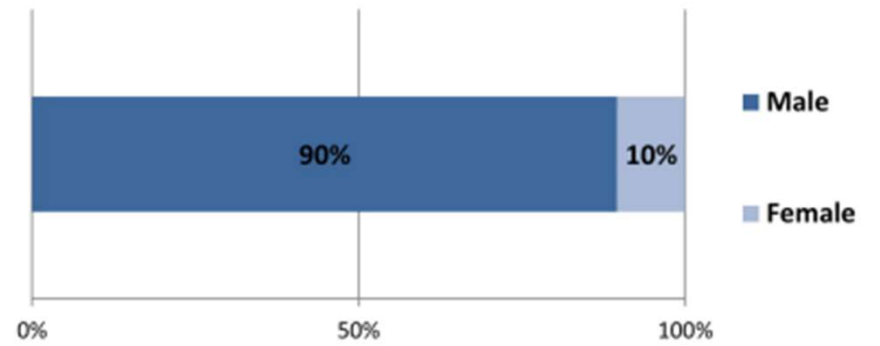
CITY OF MOUNTAIN VIEW



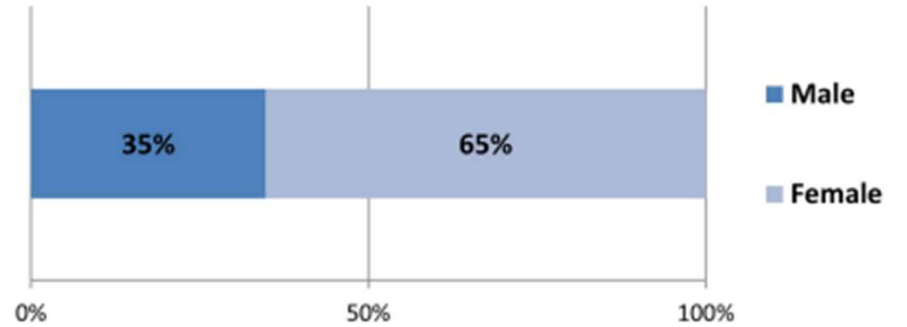
MVPD PERSONNEL TOTAL



MVPD SWORN STAFF



MVPD PROFESSIONAL STAFF



Slide 4

ARO [@Jaeger, Saul] The top gender bar needs a header. MVPD Sworn Staff?
Audrey Ramberg, 2023-06-16T21:22:28.651

JSO 0 fixed.
Jaeger, Saul, 2023-06-16T21:41:08.046



Crime Trends and Activity

UCR	2019	2020	2021
Person Crimes (UCR PART I)	2,647	2,398	2,391
Property Crimes (UCR Part II)	2,886	2,042	2,013

NIBRS	2022
Person Crimes (GROUP A)	941*
Property Crimes (GROUP B)	3,336*

* UCR to NIBRS reporting

Slide 5

ARO [@Jaeger, Saul] If I may suggest - I'd use a color other than red unless you are trying to highlight something as being alarming.

Audrey Ramberg, 2023-06-16T21:44:30.234

JSO 0 fixed

Jaeger, Saul, 2023-06-16T21:56:14.677

Crime Trends and Activity

	2019	2020	2021	2022	BMO
Adult Arrests	2,032	1,248	902	985	
Juvenile Arrests	65	45	24	21	
Fatal Collisions	2	1	0	1	
72-Hour Tows	129	22	1	4	
Catalytic Conv.	41	183	159	198	
Ghost Guns	0	3	5	3	
Mental Health CFS	258	297	223	220	

Slide 6

BMO The annual report has 3,336 property crimes for 2022...

<https://www.mountainview.gov/home/showpublisheddocument/6215/638200115766870000>

Bosel, Max, 2023-06-15T20:48:22.581

JS0 0 Updated and added to a separate slide

Jaeger, Saul, 2023-06-15T21:40:27.631

ARO 1 [@Jaeger, Saul] same comment as before regarding red font.

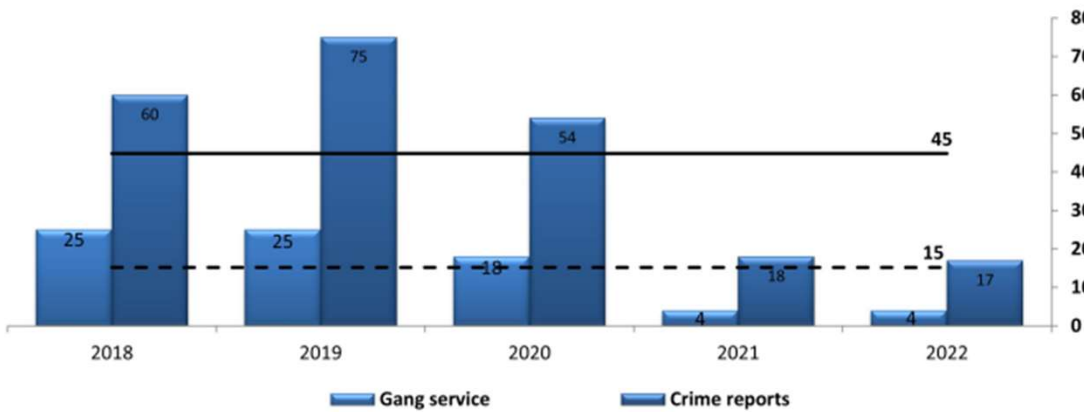
Audrey Ramberg, 2023-06-16T21:44:58.886

JS0 2 fixed

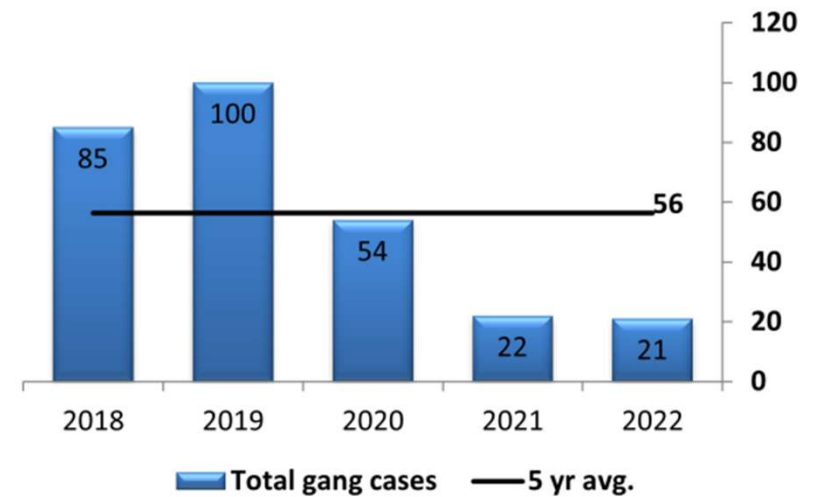
Jaeger, Saul, 2023-06-16T21:59:46.648

Crime Trends, Gangs

GANG SERVICE VS. CRIME REPORTS

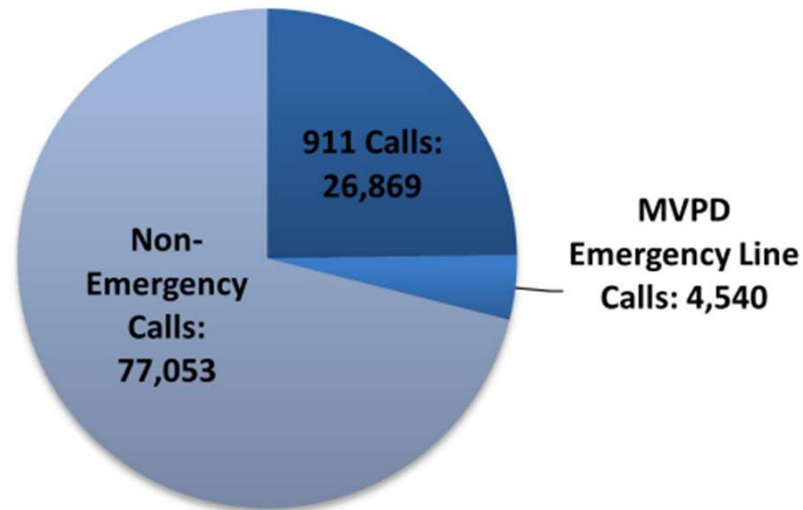


GANG CASES



Emergency Communications Center

CALLS PROCESSED BY ECC



TOTAL NUMBER OF CALLS TAKEN IN 2022: 108,462

Contact Data

2022							
Race/Ethnicity - U.S. Census	Census	Victims	Witnesses	Suspects	Arrests	Citations	All Contacts
White alone	48.4%	39.84%	41.70%	27.10%	30.15%	27.34%	32.79%
Asian alone	33.3%	23.26%	13.90%	7.43%	7.20%	17.48%	14.44%
Hispanic or Latino	18.0%	23.83%	31.66%	36.93%	39.90%	30.80%	32.10%
Black or African American alone	2.4%	3.30%	3.76%	23.21%	17.75%	3.66%	10.84%
American Indian and Alaska Native	0.4%	0.31%	0.39%	0.21%	0.25%	1.55%	0.52%
Native Hawaiian and other Pacific Islander	0.0%	0.54%	0.48%	1.45%	1.15%	0.20%	0.80%
Other not reported on Census	N/A	8.92%	8.11%	3.68%	3.60%	18.98%	8.53%
TOTAL	81,516	2,937	1,036	2,421	2,000	1,997	10,391

Professional Standards

USE OF FORCE						
TYPE OF FORCE	INJURY					TOTAL
	None	Minor	Moderate	Major	Fatality	
Control Hold	0	0	0	0	0	0
Personal Weapon	0	0	1	0	0	1
Uncontrolled Takedown	5	1	0	0	0	6
Pepper Spray	0	0	0	0	0	0
Baton	0	0	0	0	0	0
CED (Taser)	0	2	0	0	0	2
BolaWrap	0	0	0	0	0	0
K-9	0	0	0	0	0	0
Ramming with Vehicle	0	0	0	0	0	0
Firearm	0	0	0	0	0	0
Less Lethal Projectile	0	0	0	0	0	0
TOTAL	5	3	1	0	0	9

Professional Standards

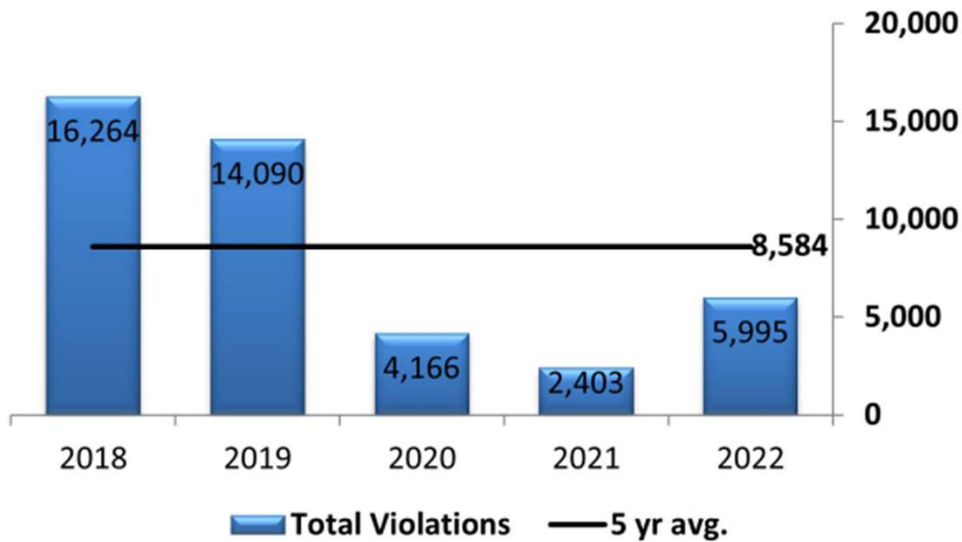
PERSONNEL COMPLAINTS	
Sustained	2
Unfounded	2
Not Sustained	6
Exonerated	0
No Finding	0
Pending	2

COMMENDATIONS	
Officers	19
Awards	0

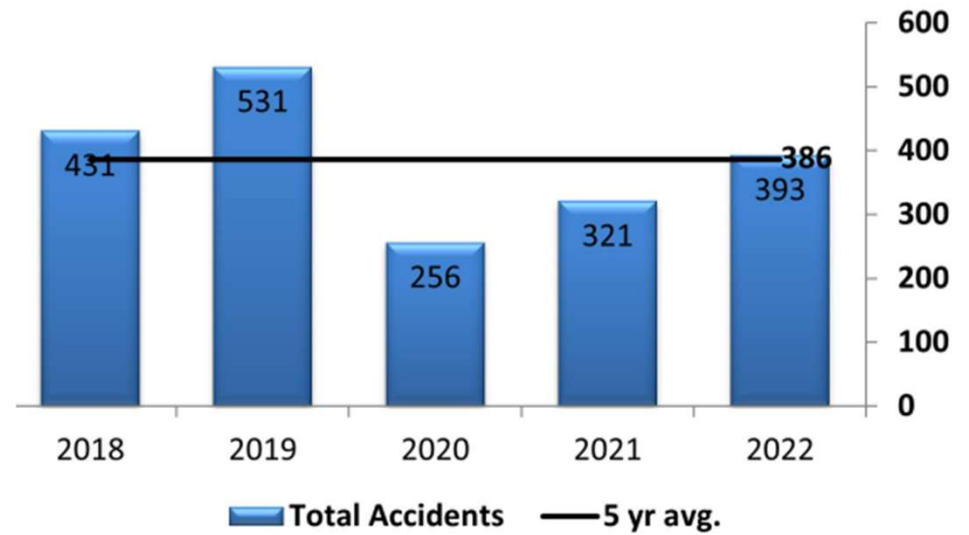
PURSUITS	
Initiated	2
Apprehended	1
Collisions	0
Injuries –Suspects	0
Injuries - Citizens	0
In Policy	2
Not in Policy	0

Total contacts in 2022: 29,852

VIOLATIONS




ACCIDENTS



Please note: Violations includes moving, non-moving, pedestrian, bicycle and parking violations.

Division Updates, K-9



450 Training Hours
105 Deployments
4 Apprehensions

Division Updates, Youth Services



- 1 Sergeant
- 3 School Resource Officers
- 1 Police Activities League Coordinator
- 2 Police Assistants

COMMUNITY EVENTS

Community presentations

2

Community events attended

15



Crimes Against Persons Unit (CAP)	1 Sergeant, 4 Detectives
Crime Suppression Unit (CSU)	1 Sergeant, 3 Detectives
Cyber & Financial Crimes Unit (CFCU)	1 Sergeant, 2 Detectives

Task Forces – 1 Detective assigned to each:

- Santa Clara County Regional Auto Theft Task Force (RATTF)
- Santa Clara County Specialized Enforcement Team (SCCSET)
- Regional Enforcement Allied Computer Team (REACT)

Continuing to Lead & Innovate

Website: www.mvpd.gov

Social Media Platforms:



Mountain View
Police Department



@MountainViewPD



@MountainViewPD



@MountainViewPD





Slide 18

ARO [[@Jaeger, Saul](#)] Could this slide be titled questions and feedback?
Audrey Ramberg, 2023-06-16T21:46:50.415