

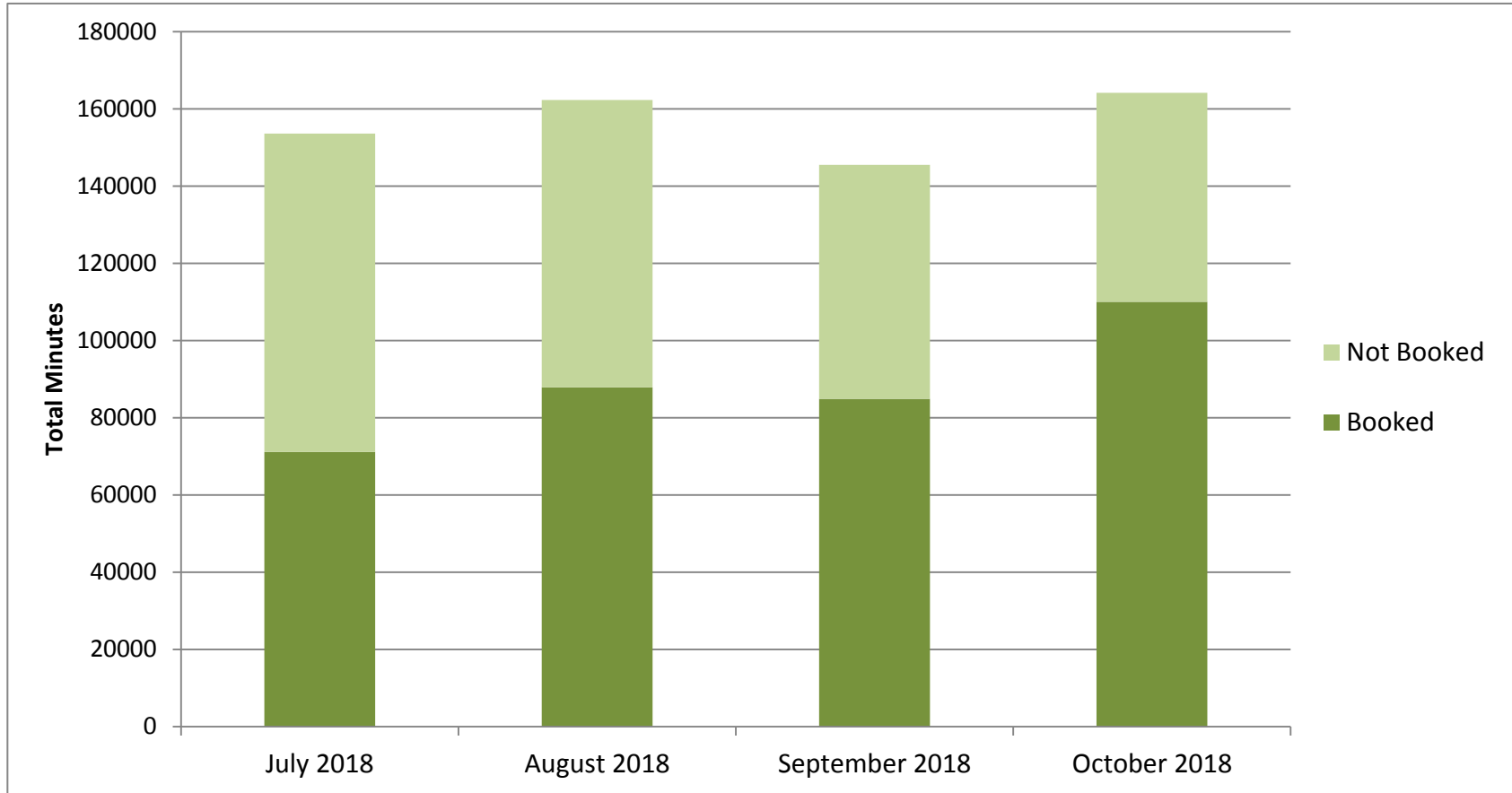
Statistics on Study Room Usage (July 2018 – October 2018)

- 3,721 total bookings between July 2018 and October 2018 from 987 unique users
- Average duration of booking: 95 minutes
- Busiest day and time: Wednesday at 11:00 AM (82% overall occupancy rate)
- Busiest day of the week: Wednesday (64.8% occupancy rate)
- Busiest time during the day: 3:00 PM (68.6% occupancy rate)
- 6 of 7 days have greater than 50% overall occupancy rate for study rooms
- 9 of 10 rooms have greater than 50% overall occupancy rates
- On busy days, overall occupancy rates can surpass 90% for the day

Study Room Insights

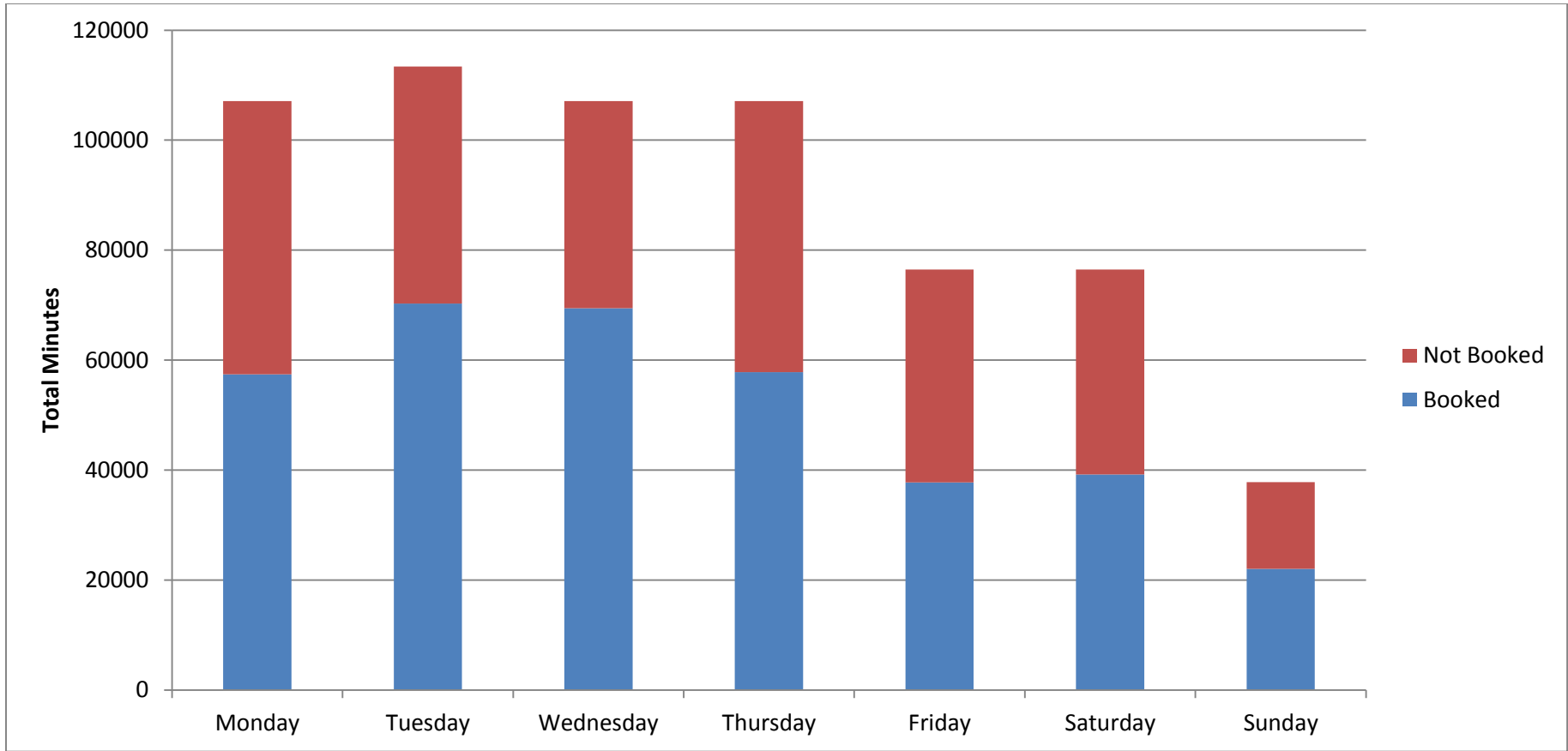
- Overall, study room usage has been up and the implementation of the LibCal platform has facilitated greater use of the rooms without a substantial burden on staff.
- Patrons like the ability to book online and often book in advance as bookings for upcoming dates show the demand. First-timers need to be shown the process, but once they know are able to do it themselves.
- Busier times (mornings and after-school) require more staff assistance to get patrons checked-in.
- Patron room preferences are revealed in the stats, prefer study rooms with windows.

Study Room Occupancy Rate (July 2018 – October 2018)



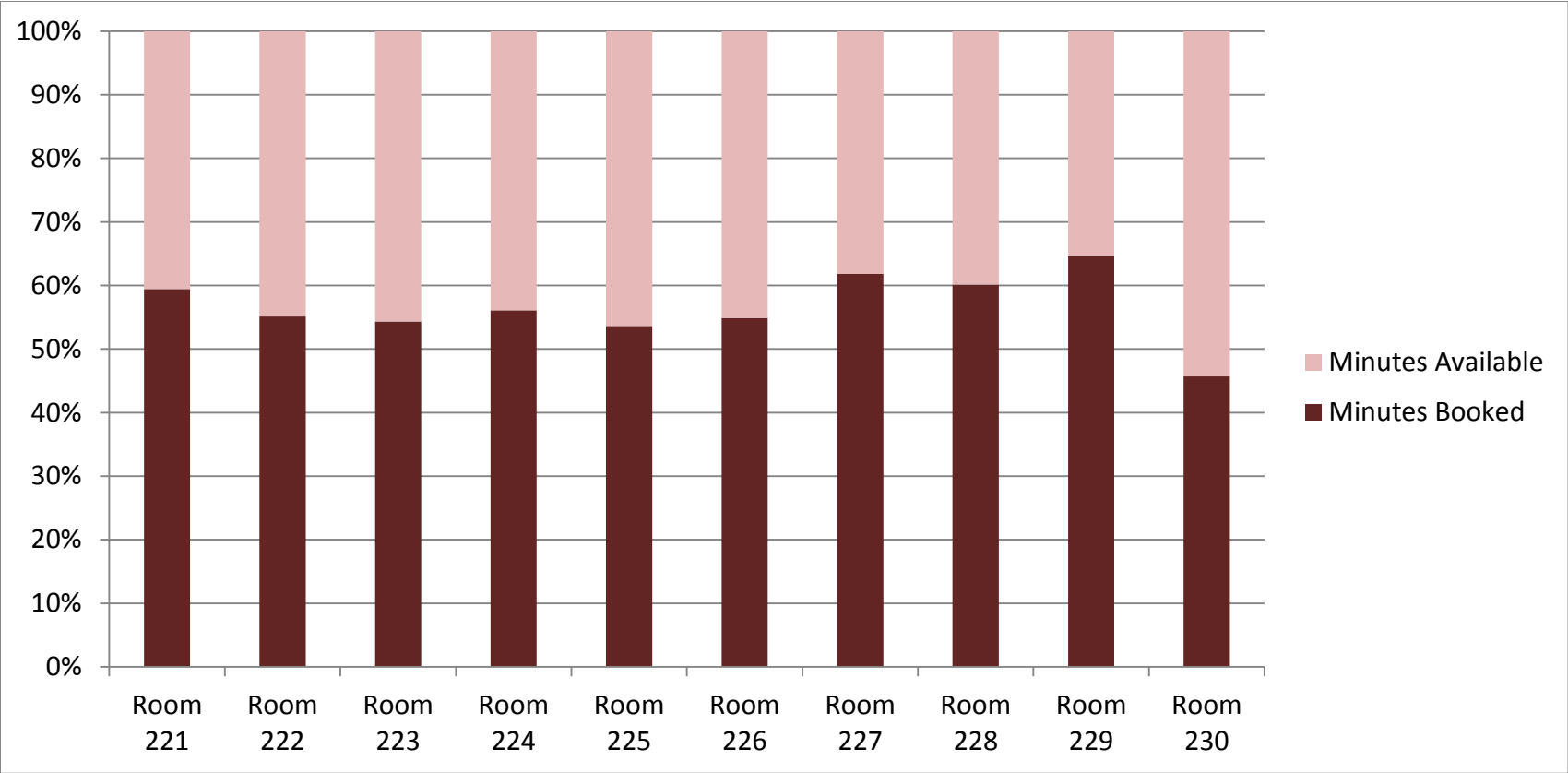
	July 2018	August 2018	September 2018	October 2018
Occupancy Rate	46.3%	54.1%	58.3%	67.0%
Minutes Booked	71,138	87,885	84,883	110,025
Total Minutes Available	153,600	162,300	145,500	164,100

Daily Study Room Occupancy Rate (July 2018 - October 2018)



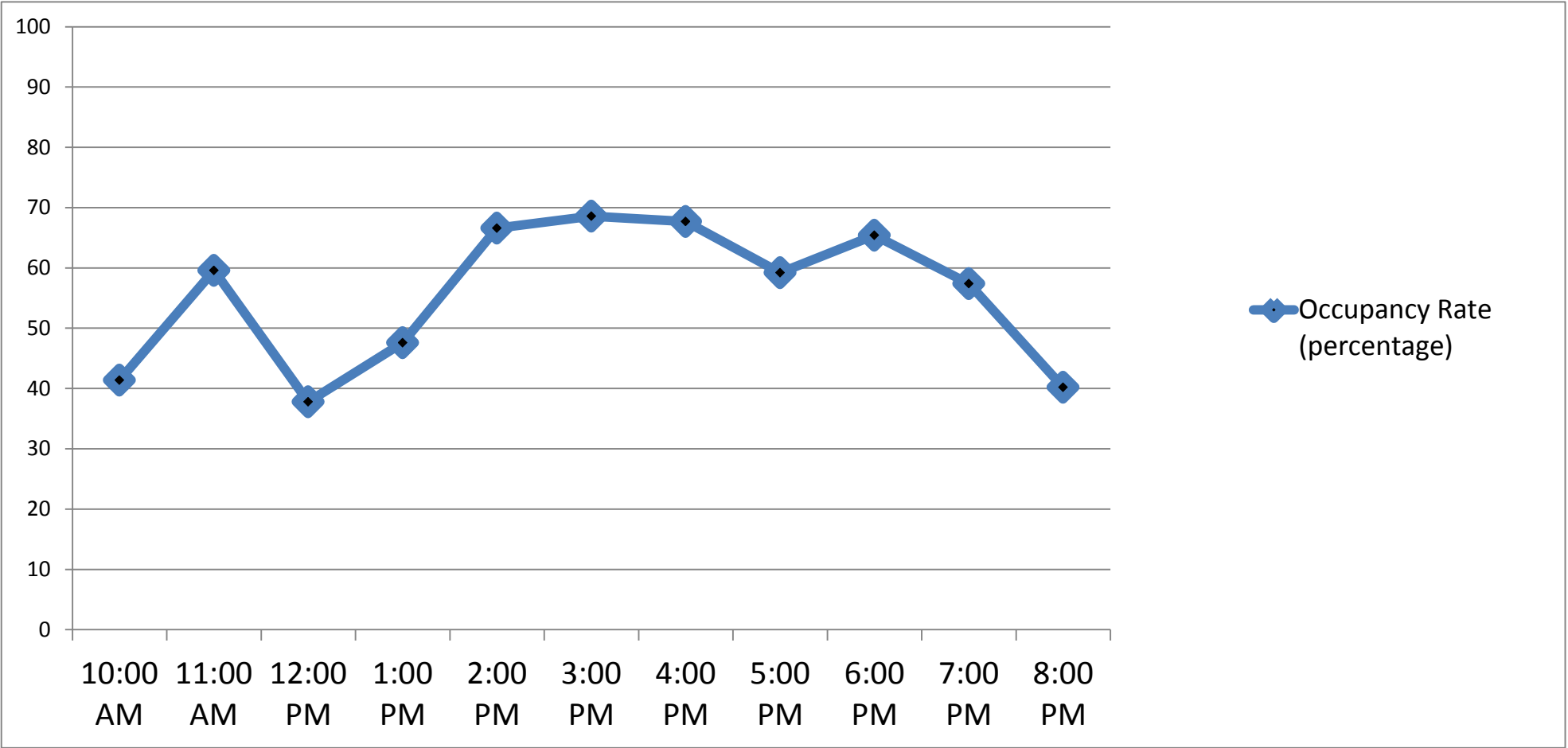
	Monday	Tuesday	Wednesday	Thursday	Friday	Saturday	Sunday
Occupancy Rate	53.6%	62.0%	64.8%	54.0%	49.3%	51.3%	58.3%
Minutes Booked	57,419	70,272	69,424	57,810	37,746	39,210	22,050
Total Minutes Available	107,100	113,400	107,100	107,100	76,500	76,500	37,800

Occupancy Rate by Room Number (July 2018 – October 2018)



	Room 221 (6 person)	Room 222 (6 person)	Room 223 (6 person)	Room 224 (6 person)	Room 225 (2 person)	Room 226 (2 person)	Room 227 (2 person)	Room 228 (4 person)	Room 229 (4 person)	Room 230 (4 person)
Occupancy Rate	59.4%	55.1%	54.3%	56.1%	53.7%	54.9%	61.8%	60.1%	64.6%	45.7%

Study Room Occupancy Rate by Hour (July 2018 – October 2018)



	10:00 AM	11:00 AM	12:00 PM	1:00 PM	2:00 PM	3:00 PM	4:00 PM	5:00 PM	6:00 PM	7:00 PM	8:00 PM
Occupancy Rate	41.4%	59.6%	37.8%	47.6%	66.6%	68.6%	67.7%	59.2%	65.4%	57.5%	40.2%

