



CITY OF MOUNTAIN VIEW

MEMORANDUM

City Manager's Office

DATE: July 6, 2016
TO: City Council
FROM: Kimbra McCarthy, Deputy City Manager
VIA: Dan Rich, City Manager
SUBJECT: **Results of Vehicle Dweller Census and Survey and Update on Homelessness/Safe Parking Work Plan**

The purpose of this memorandum is to provide the City Council with a summary of the results of the vehicle dweller census and survey recently completed by LifeMoves, and to give an update on the homelessness/safe parking work plan.

Census Count:

126 vehicles in Mountain View were counted as being inhabited.

Survey Participation Rate:

68 individuals living in vehicles completed the survey (one person per vehicle).

Process:

Over the course of two weeks in June, LifeMoves staff counted inhabited vehicles and conducted the survey with willing participants in specific areas of Mountain View, which included: Crisanto Avenue; Latham Street; Mora Drive and Ortega; Safeway and Wal-Mart parking lots on San Antonio; Oak Lane and Bay Street; Continental Circle; Pioneer Way; Ferguson Drive; Space Park Way; Wentworth; Shoreline Drive between California and El Camino Real; Grant Park Plaza parking lot behind Nob Hill; Safeway parking lot on Shoreline Drive; Terra Bella Avenue and Linda Vista; and Yuba Street.

Participants were given a \$25 gift card to Safeway for responding to the survey.

Survey Results:

Gender of respondent

Male	72%
Female	28%

Marital status of respondent

Single	63%
Divorced	16%
Married	15%
Widowed	6%

Is respondent from Mountain View

Yes	59%
No	41%

If not from Mountain View, where respondent is from

Another City in Santa Clara County	54%
Another City in California	25%
Out of State	17%
Out of Country	4%

If from another city in Santa Clara County, which city respondent is from

Sunnyvale	46%
Palo Alto	15%
San Jose	15%
Santa Clara	8%
Gilroy	8%
Milpitas	8%

Percentage of adults per vehicle

1 adult	67%
2 adults	29%
3 adults	4%

Percentage of respondents who self-identified as a Senior

Senior 19%

Percentage of respondents who self-identified as a Veteran

Veteran 4%

Number of children living in vehicles (under age 17)

Children 10

Of the 10 children, how many per vehicle

2 respondents	3 children
1 respondent	2 children
2 respondents	1 child

Of the 10 children, how many are of age to be enrolled in school

School age	9 children
Not school age	1 child

Percentage of respondents who work

Working	55%
Not working	45%

If working, examples of where respondent works

Day Laborer
IT Industry
Recycling
Grocery Store
Restaurant/Fast Food
NASA
Cleaning Homes
Garbage
Truck Driver
Movie Theater

Percentage of respondents receiving Social Security Income (SSI)

SSI 27%

Percentage of respondents receiving Social Security Disability Income (SSDI)

SSDI 18%

Percentage of respondents receiving General Assistance (GA)

GA 6%

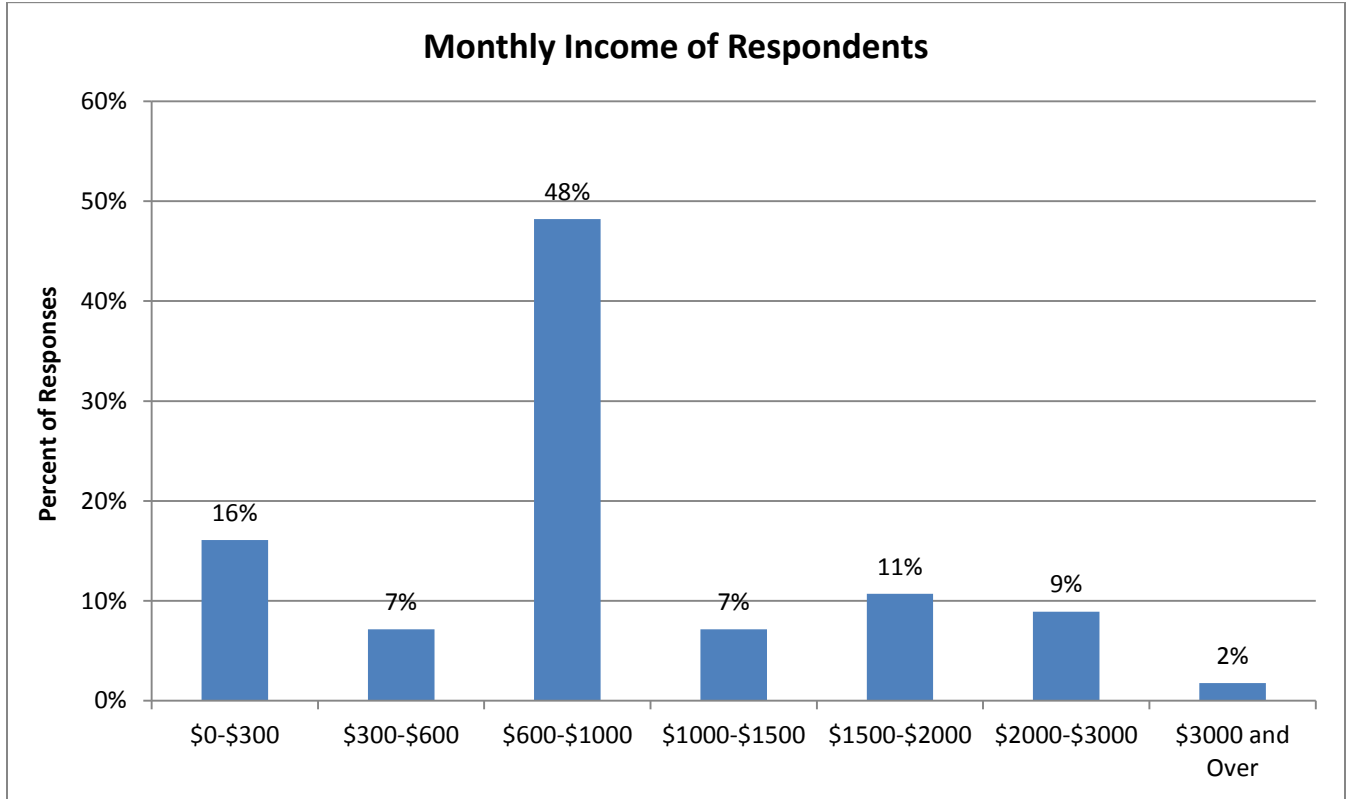
Percentage of respondents receiving Temporary Aid to Needy Families (TANF)

TANF 6%

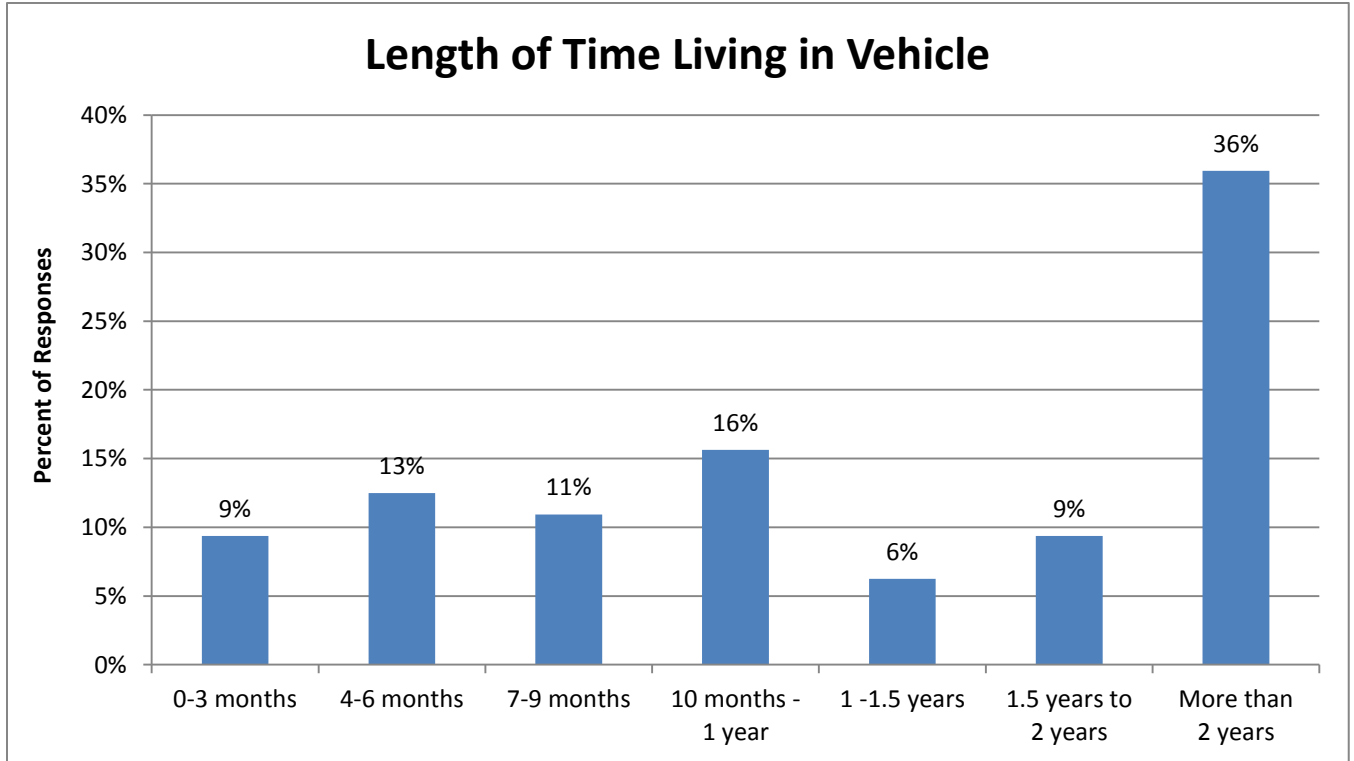
Percentage of respondents receiving income from other sources

Other 13%

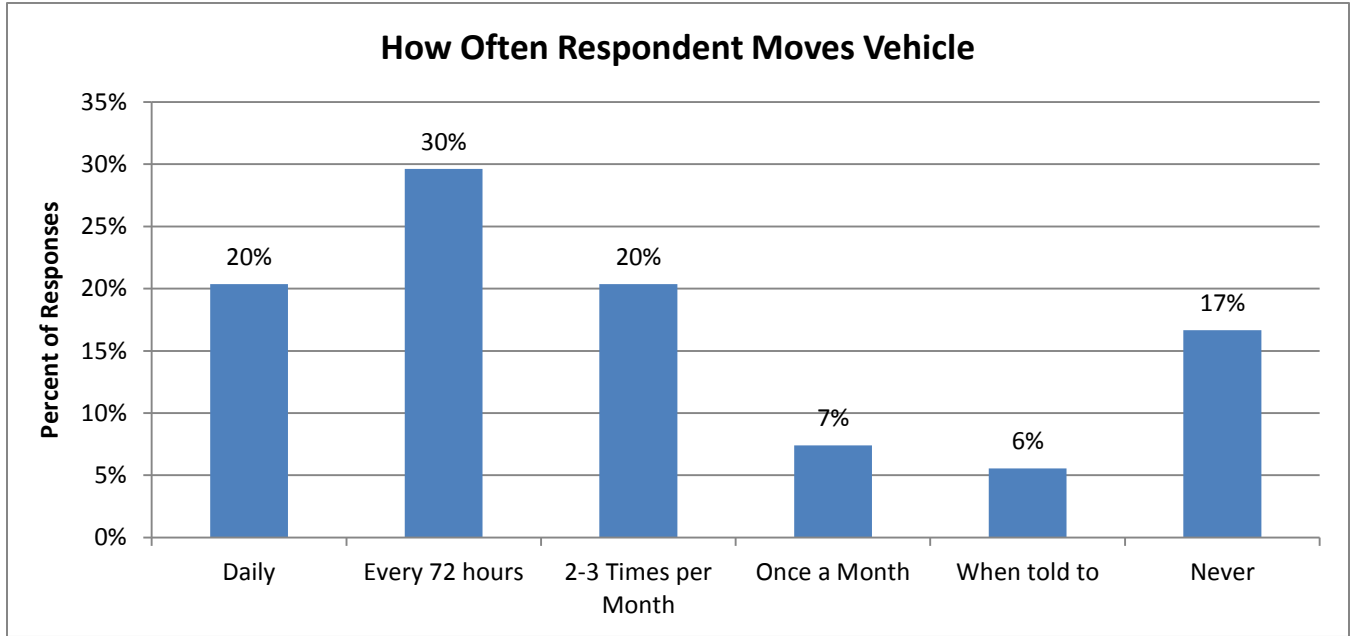
Total Monthly Income of Respondents



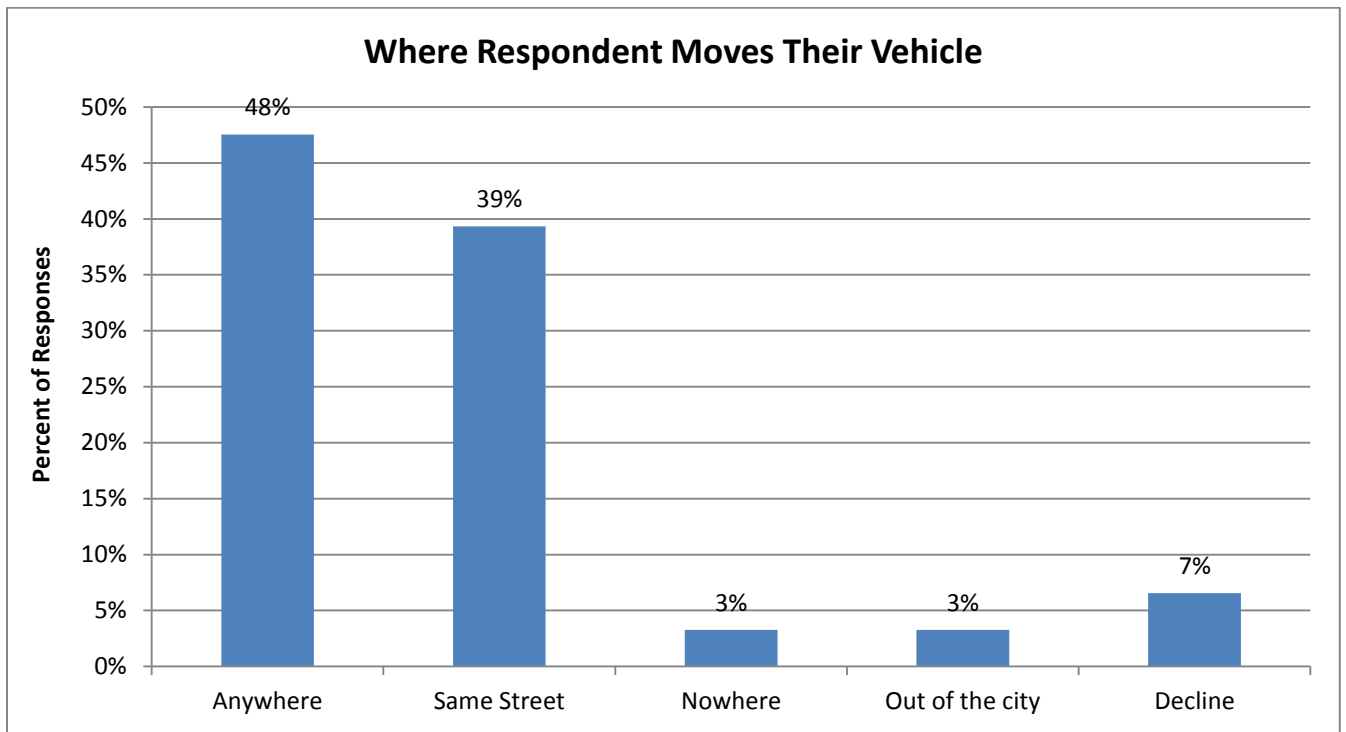
Length of time respondent has been living in vehicle



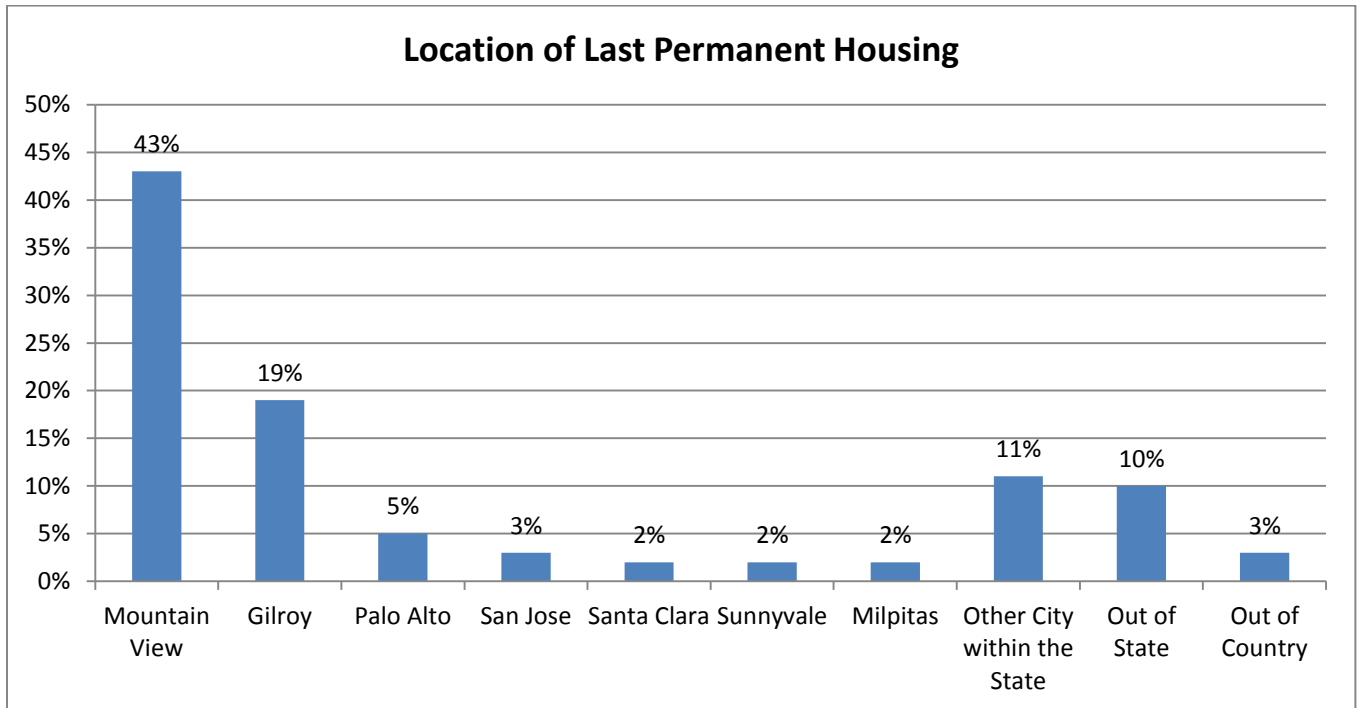
How often respondent moves their vehicle



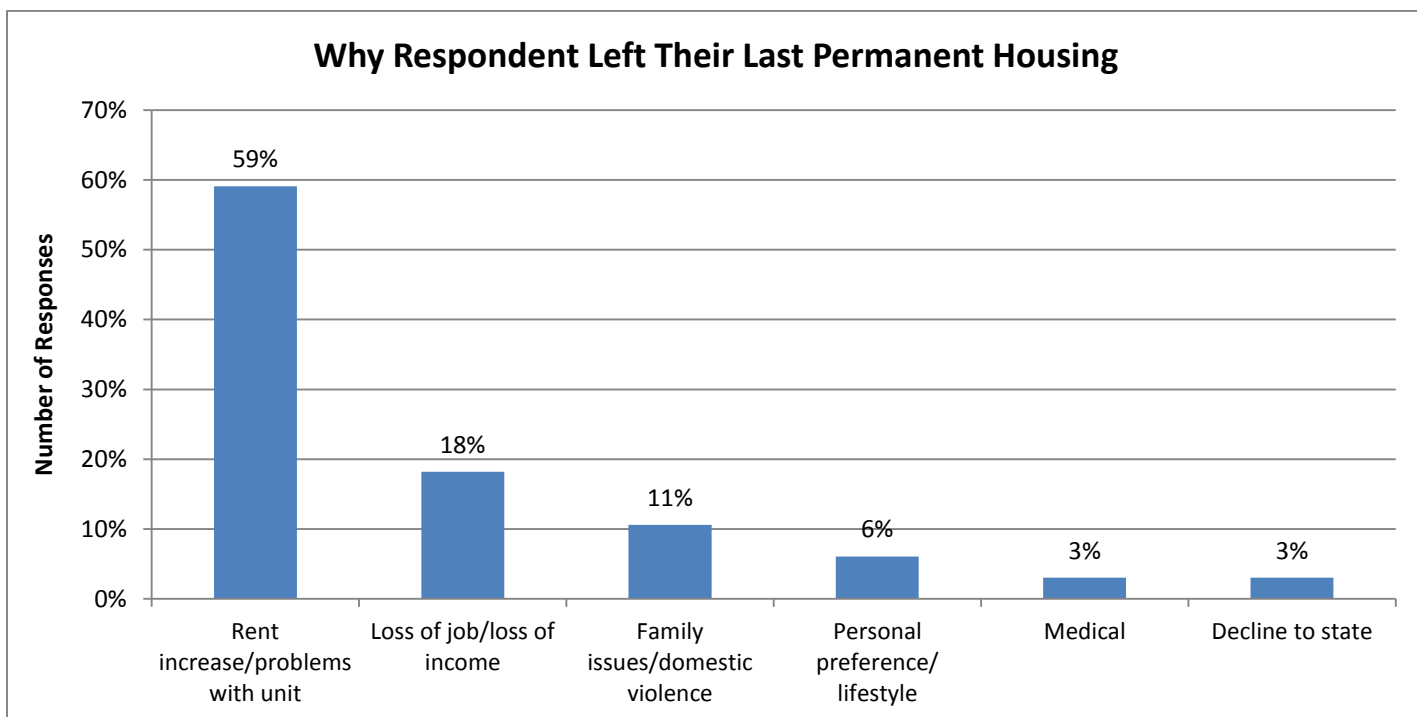
Where respondent moves their vehicle



Location of last permanent housing of respondent



Why respondent left their last permanent housing



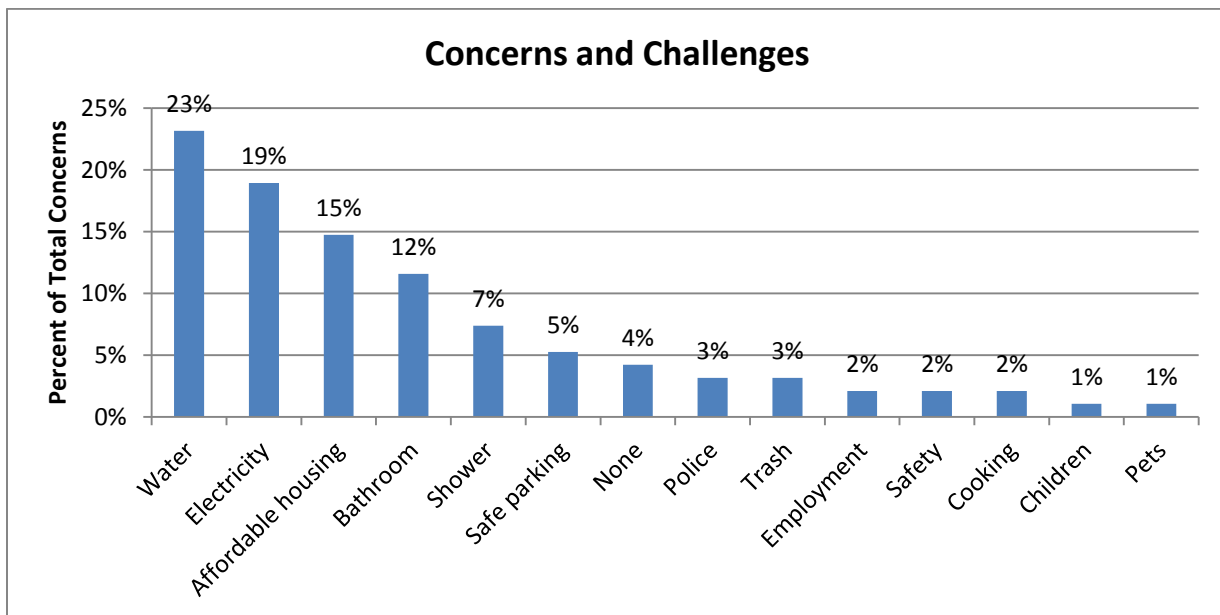
What are the barriers that prevent respondent from being permanently housed

Not enough income	82%
Undocumented	9%
No reason given	6%
Evicted	3%

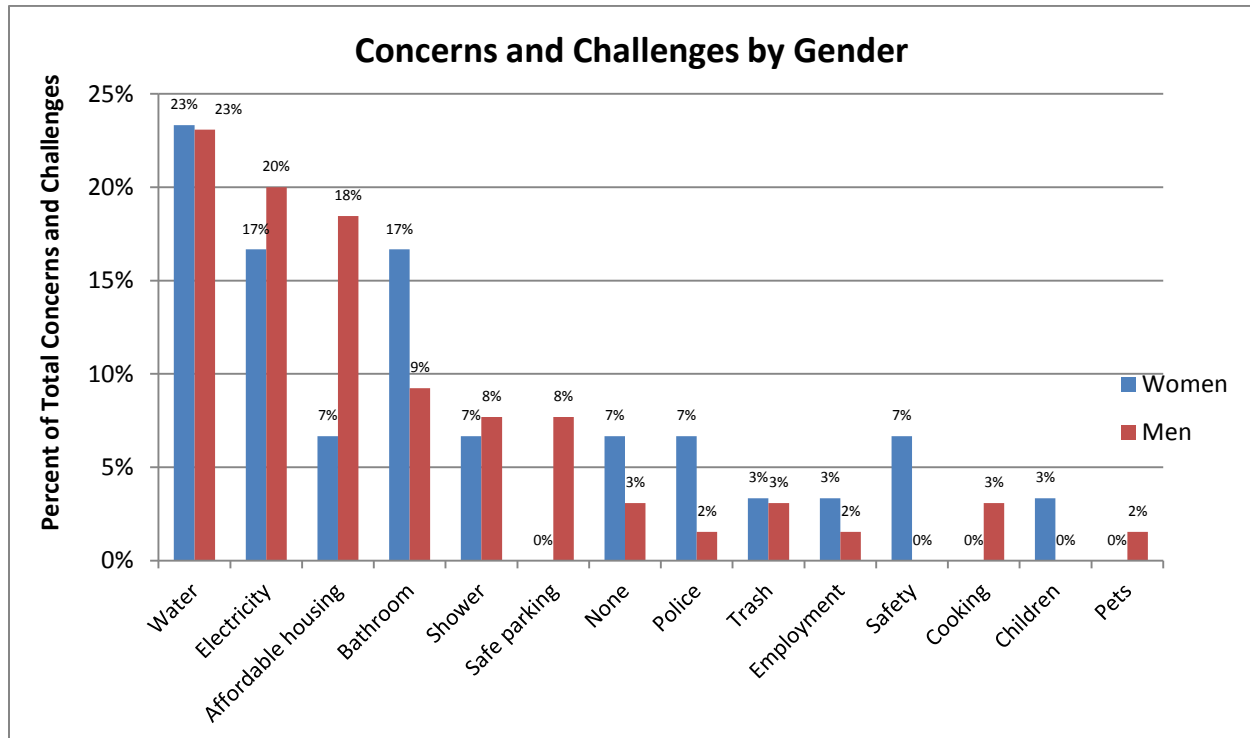
Is respondent connected to the Community Services Agency or any other service provider

No	93%
Yes	7%

Biggest concerns and challenges of respondents living in vehicles



Concerns and challenges by gender



Observations Noted by LifeMoves:

- Crisanto has the highest concentration of RV dwellers in the City. Respondents feel like Crisanto is a “community,” where people have access to restrooms and the park, are close to retail establishments and grocery stores, and people know each other and look out for others who are living in their RVs.
- At least 15 RVs parked along Crisanto are being rented out by “landlords.” One landlord pays for a mobile waste disposal truck to periodically pump the waste from the RVs he owns. Monthly rents cited were \$200, \$300, \$500, and \$800.
- Some RV dwellers renting RVs along Crisanto do not have the keys to operate the RV. Instead, they only have keys to open the door to the dwelling part of the RV; as a result, the landlord is the only person able to operate or drive the RV.
- Some respondents have more than one vehicle.

- Some respondents who identified as “widowed” are living in their vehicles as a result of their spouse passing away. They either could not afford rent anymore or did not want to live in the same place where they lived with their spouse.
- Some RVs that appear inhabited are in fact not used for dwelling purposes. Rather, they are vacation homes, and residents who reside in permanent housing are parking their RVs along City streets and may not be moving their vehicle.
- Access to food was not cited as a challenge or concern for any respondents. The largest concern was lack of fresh water.
- When some RV dwellers move their vehicle, they put cones up in their “space” so others do not take their spot when they leave.

Attachment: Homelessness/Safe Parking Work Plan Update

cc: ACM, ATCM
Homelessness Stakeholder Group Members