



CSFRA Monthly Status Report

July 2019 through February 2020

Information Requests*

128

Email

278

Phone Call

53

Walk-in

Information Requests*

Category	Count
Just Cause	116
Annual General Adjustment (AGA)	99
Landlord Petition	74
Tenant Petition	41
Additional Occupants	7
CSFRA covered	8
Unlawful Rent	38
Lease Questions	2
Roll Back	41
Other	50
Other	16
Other	9

Conciliations*

4

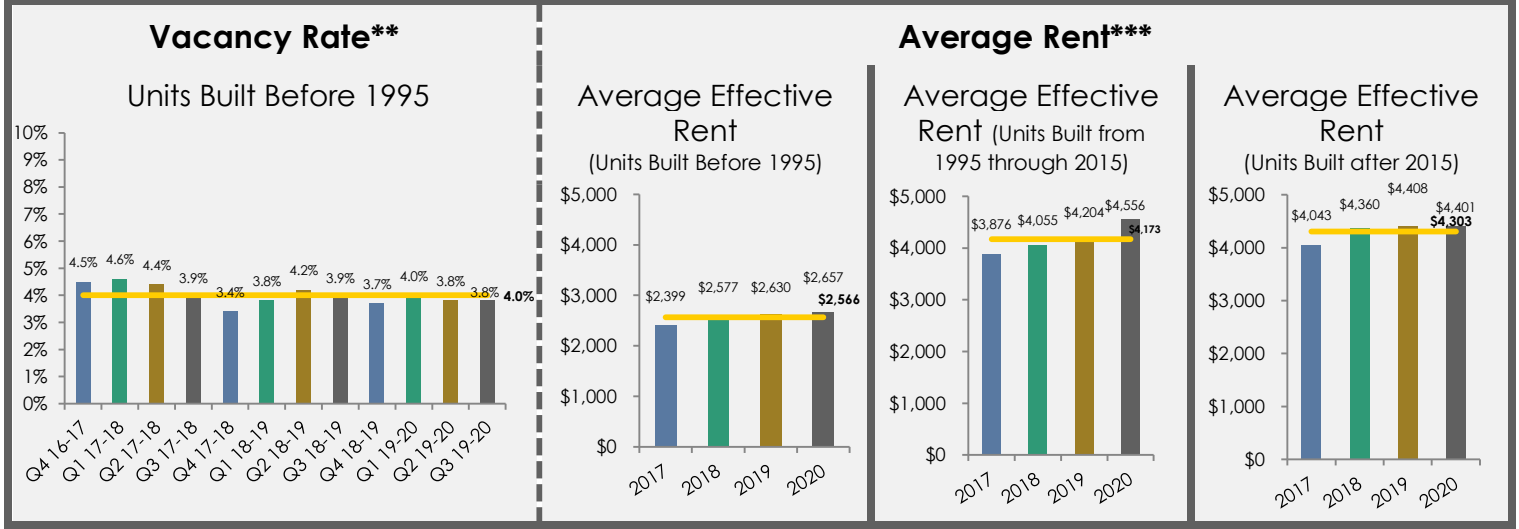
Landlord


7

Tenant

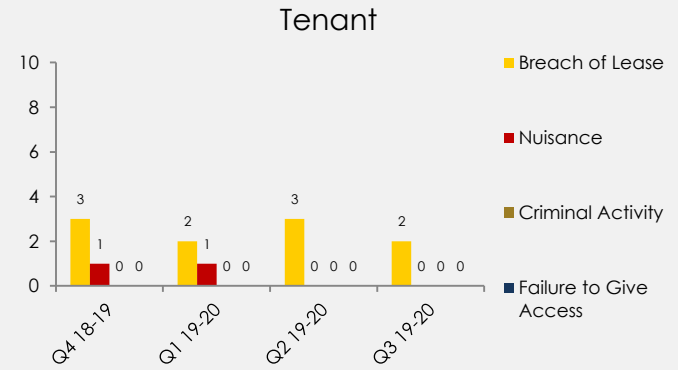
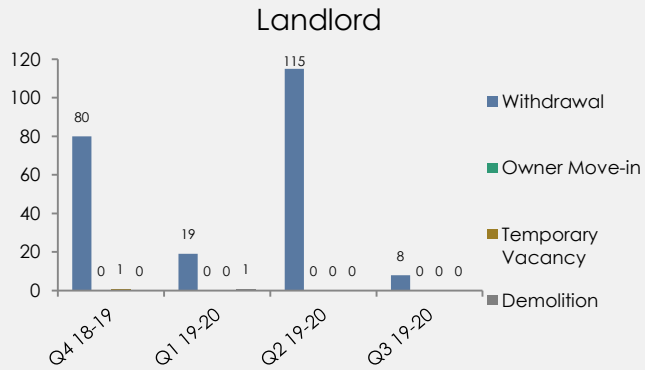
The Mountain View Housing Helpline provided consulting services resulting in a resolution.

Petitions Overview (FY 2018/19)				Petitions Overview (FY 2019/20)			
Landlord Petitions: 3 Tenant Petitions: 49				Landlord Petitions: 1 Tenant Petitions: 11			
In Review		In Hearing Process		Settled		Decided	
0	0	0	0	1	7	1	40
<small>Landlord</small>	<small>Landlord</small>	<small>Landlord</small>	<small>Tenant</small>	<small>Landlord</small>	<small>Tenant</small>	<small>Landlord</small>	<small>Tenant</small>
Not Accepted		Withdrawn		Appealed		In Litigation	
0	1	1	1	0	0	0	0
<small>Landlord</small>	<small>Tenant</small>	<small>Landlord</small>	<small>Tenant</small>	<small>Landlord</small>	<small>Landlord</small>	<small>Landlord</small>	<small>Tenant</small>

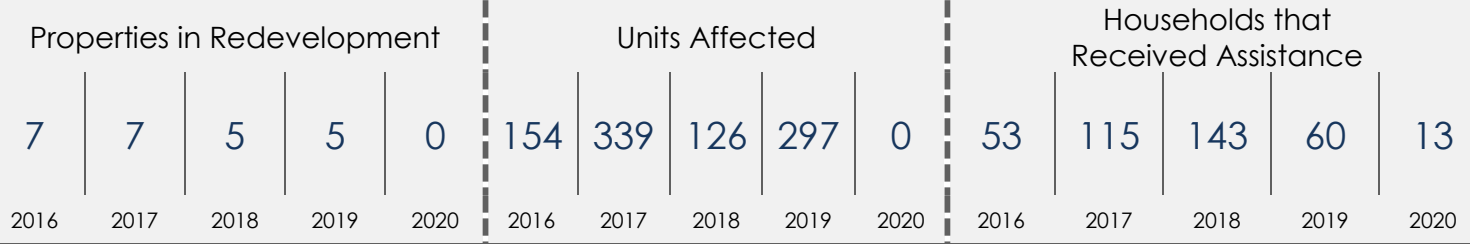




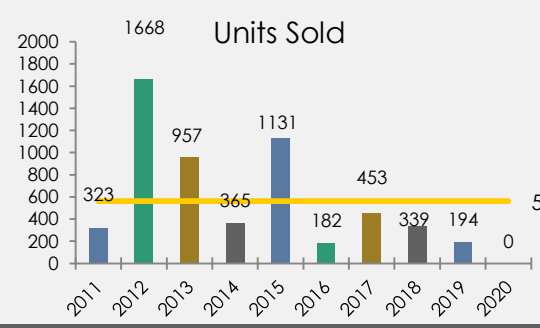
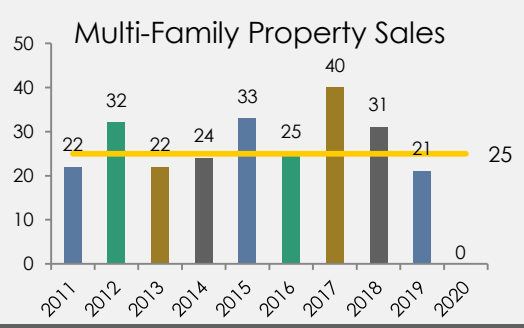
Termination Notices (as Received by the City)



Tenant Relocation Assistance



Multi-Family Property Sales for Units Built Before 1995**



Properties Currently for Sale

3 Properties

31 Units

Workshops and Clinics

Petition Clinics
1st and 3rd Friday of the month

31 (Landlord Attendees)

28 (Tenant Attendees)

Community Workshops

7 Workshops

103 Attendees

Community Outreach

5 Mailings

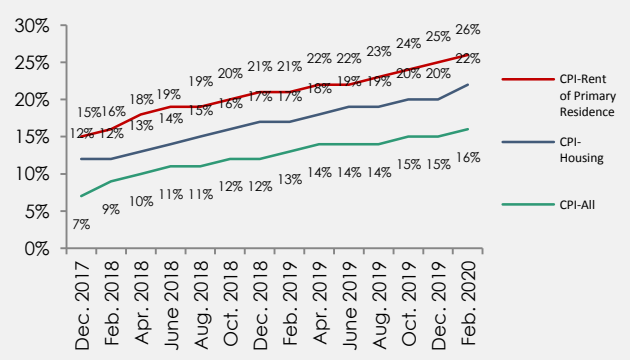
22 MyMV Updates

14 MV Voice Advertisements

406 MyMV Email Subscribers

MNOI Consumer Price Indices

For use in Calculations of Fair Return in Upward Adjustment of Rent Petitions and Compounded over Time



METHODOLOGY

Data unrelated to the CoStar databases or the MNOI CPI Indices was obtained by staff through use of internal record keeping and in partnership with external consultants and vendors, including Associated Right of Way Services (ARWS) and the Mountain View Rental Housing Helpline. Data gathered from CoStar utilizes as regimented and consistent search terms within the database as possible in an effort to adhere to the specifics of the CSFRA.

The data provided by CoStar and used in the CSFRA Monthly Report was obtained as follows:

- **Vacancy Rate Data (Units Built Before 1995):** The search criteria for Vacancy Rate Data included multi-family properties with three or more units built before 1995 within Mountain View using the *Properties* database.
- **Average Effective Rent Data:** The search criteria for Average Effect Rent Data included multi-family properties with three or more units built before 1995; multi-family properties with three or more units built from 1995 through 2015; and multi-family properties with three or more units after 2016 using the *Properties* database. These three data points illustrate the effective rent trends for the total market, including units fully covered by the CSFRA (first occupancy before 1995), units partially covered by the CSFRA (first occupancy from 1995 through 2016), and units not covered by the CSFRA (first occupancy after December 23, 2016) within Mountain View.
- **Multi-Family Property Sales for Units Built Before 1995:** The search criteria for Multi-Family Property Sales for Units Built Before 1995 included multi-family apartment properties with three or more units that sold from 2011 through 2020 within Mountain View using the *Sales Comp* database. Non-Arm's Length Sales, in which there is a relationship between the buyer and the seller of the property, were excluded.
- **Properties Currently for Sale:** The search criteria for Properties Currently for Sale included multi-family apartment properties built before 1995 with three or more units currently for sale within Mountain View using the For Sale database.

Maintenance of Net Operating Income (MNOI) Consumer Price Index data was obtained via three Bureau of Labor Statistics (BLS) indices for comparative purposes:

- All items in San Francisco-Oakland-Hayward, CA, all urban consumers, not seasonally adjusted (<https://data.bls.gov/timeseries/CUURS49BSA0>)
- Housing in San Francisco-Oakland-Hayward, CA, all urban consumers, not seasonally adjusted (<https://data.bls.gov/timeseries/CUURS49BSAH>)
- Rent of primary residence in San Francisco-Oakland-Hayward, CA, all urban consumers, not seasonally adjusted (<https://data.bls.gov/timeseries/CUURS49BSEHA>)

This data was then calculated using the CPI Percentage for Fair Return Calculation. Please see the CSFRA Program's CPI Percentage for a Fair Return Calculation Instruction Sheet for more information at <https://www.mountainview.gov/civicax/filebank/blobdload.aspx?BlobID=25874>.