



Excellence at Every Opportunity

2021

Annual Report

PRESENTED BY
THE MOUNTAIN VIEW POLICE DEPARTMENT





A message from **CHIEF CHRIS HSIUNG**



Mountain View,

We have faced much adversity together over the last two years as the COVID-19 pandemic continued to sweep across the globe. We continued to make adjustments to our "new normal," and we found new and innovative ways to stay connected, even as we had to stay apart to try and stay healthy. It is not lost on me how much we have missed one another, and I look forward to once again engaging and connecting with you all in person very soon.

This year's Annual Report continues to show some differences from years past with the ongoing impact of the coronavirus. However, it also highlights some of the incredible efforts we have made to find ways to protect and serve you as we have adapted to the many shifts in the variants of the pandemic. Also in this report are just some of the noteworthy cases our teams have tackled over the last year, from cold cases solved decades after they occurred to updated community programming for Mountain View residents and more. Crime trends were also impacted, as you will see in the subsequent pages.

As always, as you read our Annual Report, I invite you reach out and ask us questions. I encourage you to connect with us. We are here for you, Mountain View, and as we emerge stronger from this pandemic, so too will we be better because of our unity as a community.

In partnership,

Chris



A LOOK AT MOUNTAIN VIEW

82,376

Population of Mountain View (U.S. Census Data)

29,353

Total Calls for Service

Includes dispatched and self-initiated responses.

1,296

Emergency calls

Officers were able to be dispatched and on scene in less than 4 minutes 58% of all calls.



PER DAY

Citations

Crimes Reported

Arrests

Dispatched Calls for Service

Police Reports Taken

AVERAGE

3.53

12.07

2.54

47.72

20.31

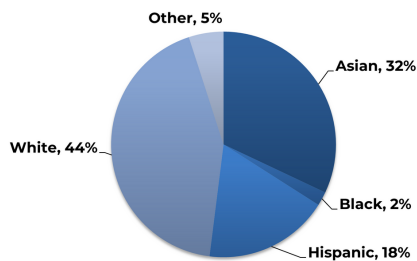


DEPARTMENT AT A GLANCE

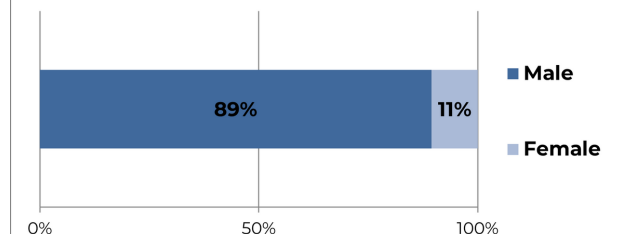
Excellence at every opportunity -- that's the mentality the women and men of the Mountain View Police Department work to emulate every day, on every call.

Our goal is to show up every day to ensure that in every interaction, on every call, each and every person is treated with respect and that our department is one where we are reflective of those we protect and serve .

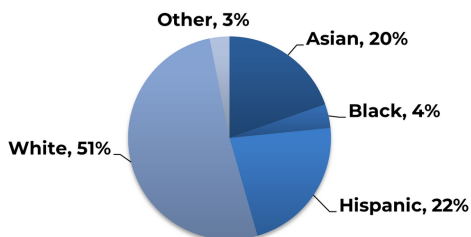
CITY OF MOUNTAIN VIEW



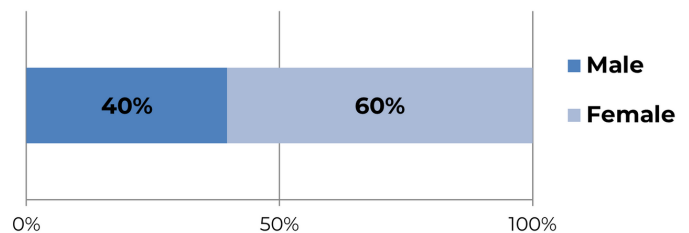
MVPD SWORN STAFF



MVPD PERSONNEL TOTAL



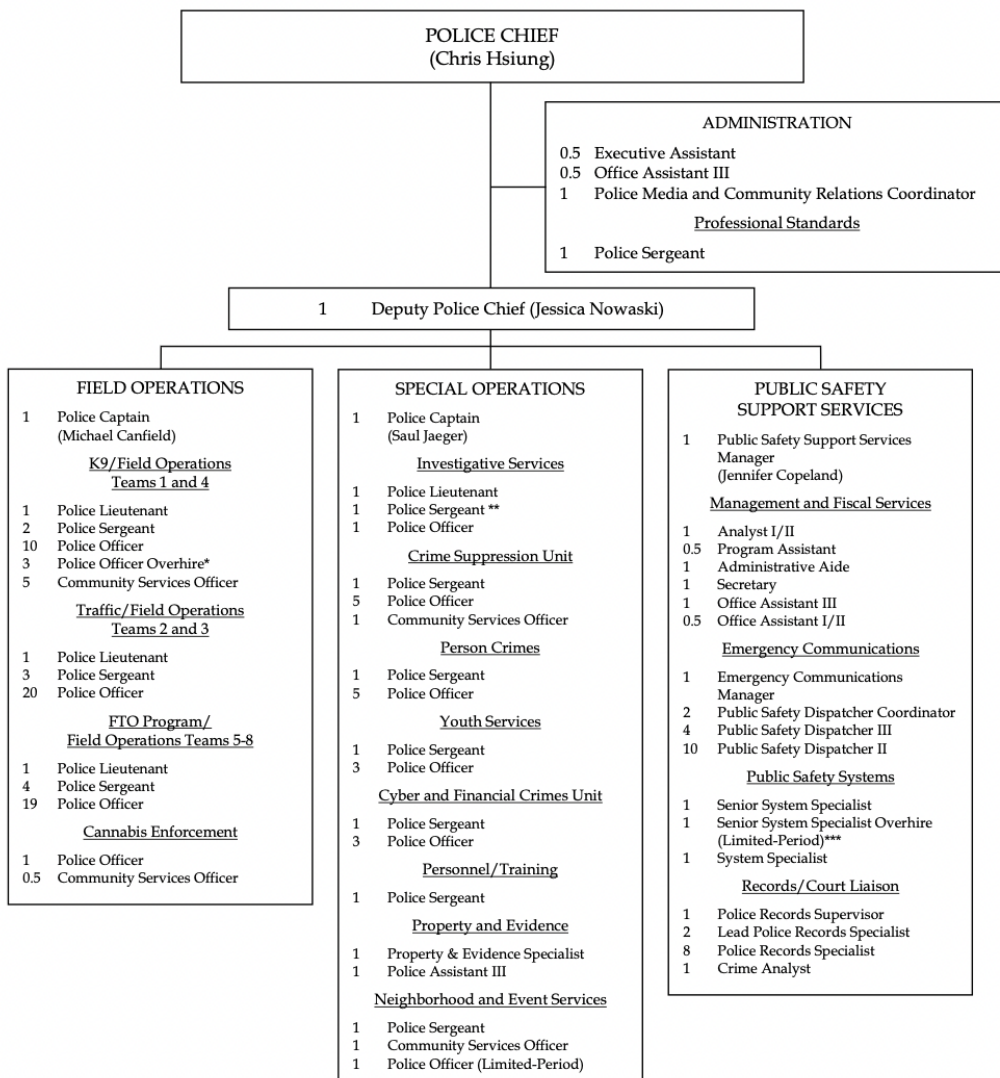
MVPD PROFESSIONAL STAFF



ORGANIZATIONAL STRUCTURE

Located in the heart of Silicon Valley, with a city population of 82,376, the Mountain View Police Department employed 143 full, regular, and limited period positions with a budget of just over \$45.5 million in 2021.

POLICE DEPARTMENT



FISCAL YEAR 2021-22 POSITION TOTALS: 142.0 Full-Time
1.5 Regular Part-Time
1.0 Limited-Period

* The three Police Officer overhire positions are funded at 50 percent.
** One Police Sergeant position is being overfilled as a Police Lieutenant for Fiscal Year 2021-22.
*** The one limited-period Senior System Specialist overhire position is fu

BUDGET

POLICE DEPARTMENT SUMMARY

DEPARTMENT DIVISIONS	2019-20 ACTUAL	2020-21 ADOPTED	2021-22 ADOPTED
Police Administration	\$ 1,953,798	1,976,930	2,045,368
Field Operations	21,449,116	24,021,047	24,104,243
Special Operations	10,717,356	11,036,616	11,081,883
Public Safety Support Services	7,607,750	9,117,421	9,089,754
TOTAL EXPENDITURES	\$ 41,728,020	46,152,014	46,321,248

EXPENDITURE SUMMARY	2019-20 ACTUAL	2020-21 ADOPTED	2021-22 ADOPTED
Salaries Wages and Benefits	\$ 37,712,079	42,131,976	42,611,568
Supplies and Other Services	2,889,012	2,874,926	2,795,112
Capital Outlay	396,705	311,112	80,568
Interfund Expenditures	730,224	834,000	834,000
TOTAL EXPENDITURES	\$ 41,728,020	46,152,014	46,321,248

FUNDING SOURCES	2019-20 ACTUAL	2020-21 ADOPTED	2021-22 ADOPTED
General Operating	\$ 40,386,024	44,839,765	45,518,725
General Non-Operating	779,005	952,976	440,118
Police Asset Forfeitures	101,230	0	0
Supplemental Law Enforcement Services	268,585	175,000	175,000
Shoreline Regional Park Community	56,338	40,000	40,000
Wastewater	136,838	144,273	147,405
TOTAL FUNDING	\$ 41,728,020	46,152,014	46,321,248

REVENUE SUMMARY	2019-20 ACTUAL	2020-21 ADOPTED	2021-22 ADOPTED
General Licenses & Permits	\$ 89,928	221,700	227,000
Fines & Forfeitures	713,560	738,500	635,000
Local Intergovernmental Revenue	723,001	252,000	284,000
State Intergovernmental Revenue	230,228	205,000	205,000
Federal Intergovernmental Revenue	9,064	0	0
General Service Charges	177,233	156,700	178,600
Miscellaneous Revenue	1,263,213	918,800	929,500
TOTAL REVENUES	\$ 3,206,227	2,492,700	2,459,100

CRIME AT A GLANCE

The COVID-19 pandemic continued to have an impact on crime activity in Mountain View. Overall, the city remains safe. Crime trends we continue to see are predominantly property crimes, including burglaries and larceny, which includes thefts from vehicles. This continues to be a trend across the Bay Area.

Preventing crime and keeping our community safe continues to be a top priority for us. For MVPD, prompt responses to emergency calls, outreach efforts and engagement on social media and working in collaboration with county and community-based organizations allows us to provide supportive assistance, diversion and other services to those who may need it. These also help in reducing crime so that all who call Mountain View home can feel safe.

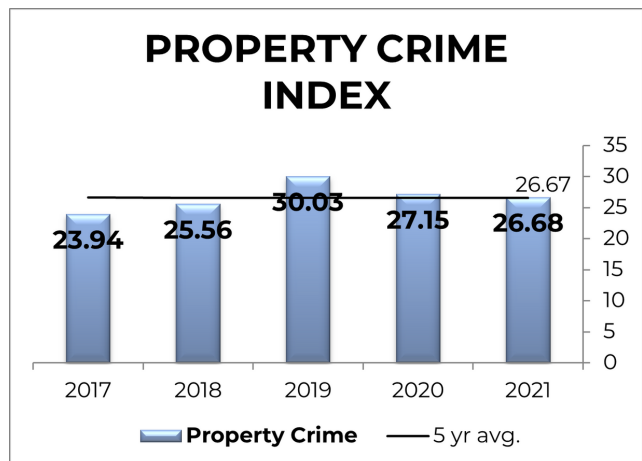
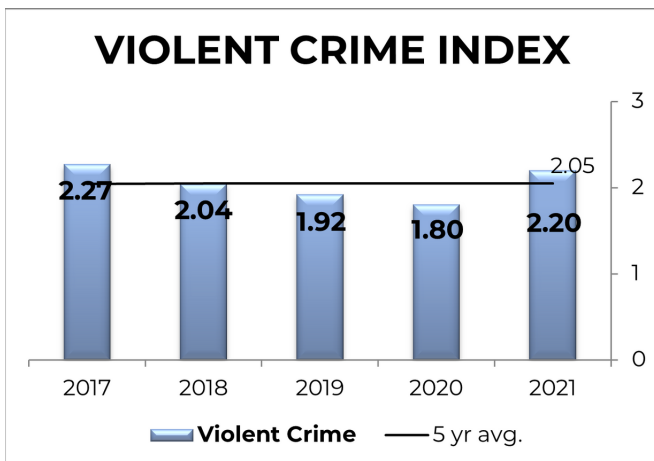
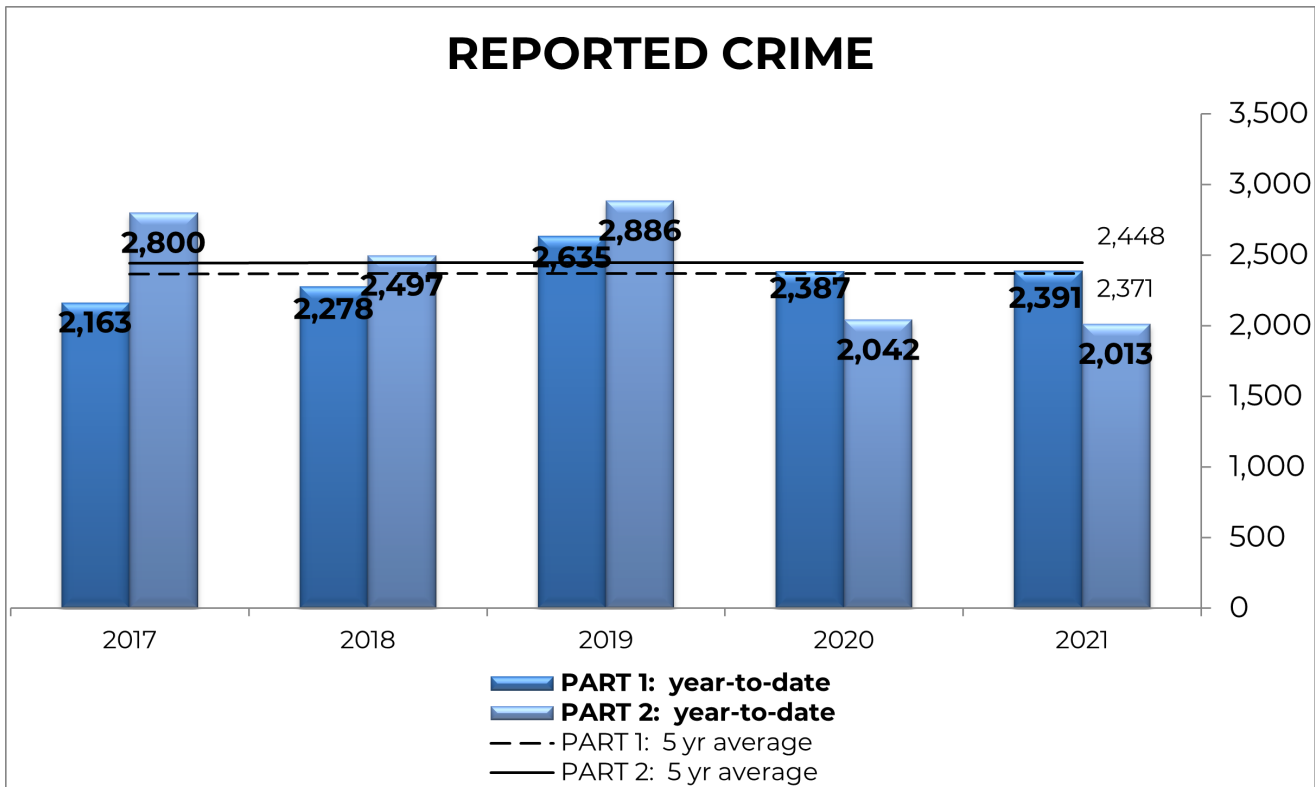
We are mindful that these statistics don't fully represent the impact, financially or emotionally, on those who are victims of crime. We remain firmly committed to being proactive in our efforts to suppress and prevent crime and to help bring offenders to justice.

In 2021, we continued to pivot to do our part to help slow the spread of COVID-19. We also solved two cold cases that were decades old, we solved several cases involving internet crimes against children, and we were able to arrest a woman connected to the death of her newborn son, among other major investigations.

MONTHLY RECAP - REPORTED CRIME			
CLASSIFICATION	2021 YTD	2020 YTD	CHANGE %
PART I			
CRIMINAL HOMICIDE	1	0	
RAPE - FBI REVISED DEFINITION	21	13	62%
ROBBERY	23	55	-58%
AGGRAVATED ASSAULT	136	84	62%
BURGLARY*	376	410	-8%
LARCENY	1,646	1,644	0%
MOTOR VEHICLE THEFT	173	180	-4%
ARSON	15	5	200%
PART I TOTAL	2,391	2,391	0%
<i>*BURGLARY INCLUDES:</i>			
RESIDENTIAL	182	217	-16%
COMMERCIAL	118	193	-39%
PART II			
SIMPLE ASSAULT	261	227	15%
FORGERY	16	13	23%
FRAUD	167	164	2%
EMBEZZLEMENT	4	3	33%
STOLEN PROP - BUY/POSS/REC	16	23	-30%
VANDALISM	151	184	-18%
WEAPON - CARRY / POSSESS	30	40	-25%
PROSTITUTION / VICE	1	1	0%
SEX OFFENSE	64	73	-12%
DRUG ABUSE	118	185	-36%
OFFENSE AGAINST FAMILY & CHILD	30	23	30%
D U I	239	119	101%
LIQUOR LAWS	0	3	-100%
PUBLIC INTOXICATION	175	213	-18%
DISORDERLY CONDUCT	13	11	18%
CITY ORDINANCE	125	121	3%
OTHER OFFENSES	603	639	-6%
PART II TOTAL	2,013	2,042	-1%
GRAND TOTAL	4,404	4,433	-1%

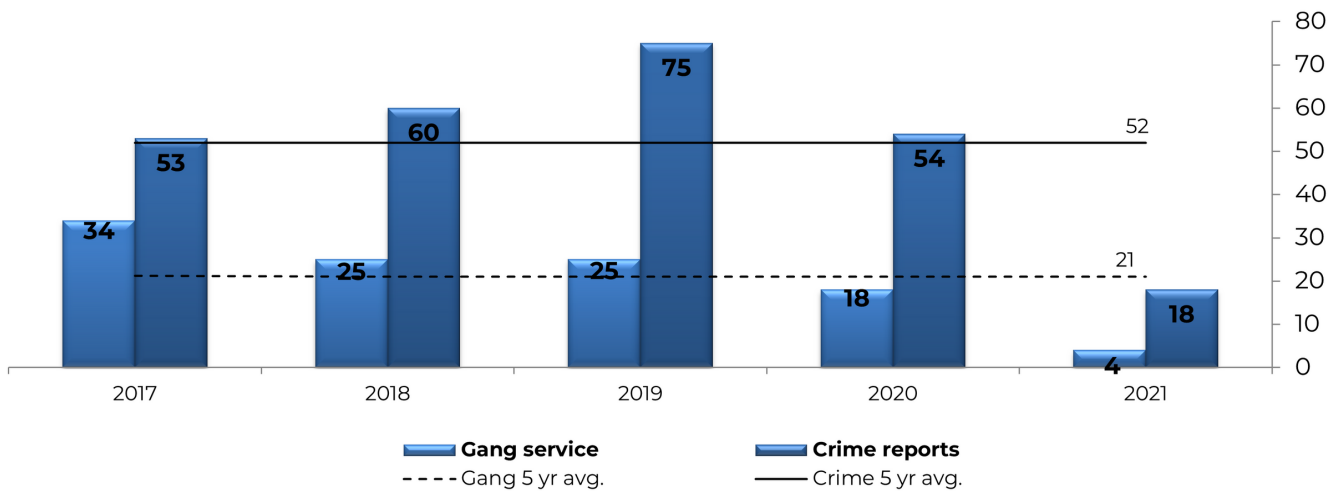
CRIME TRENDS

- **Violent Crime Index:** This includes Criminal Homicide, Rape (FBI Revised Definition), Robbery and Aggravated Assault
- **Property Crime Index:** This includes Burglary, Larceny and Motor Vehicle Theft



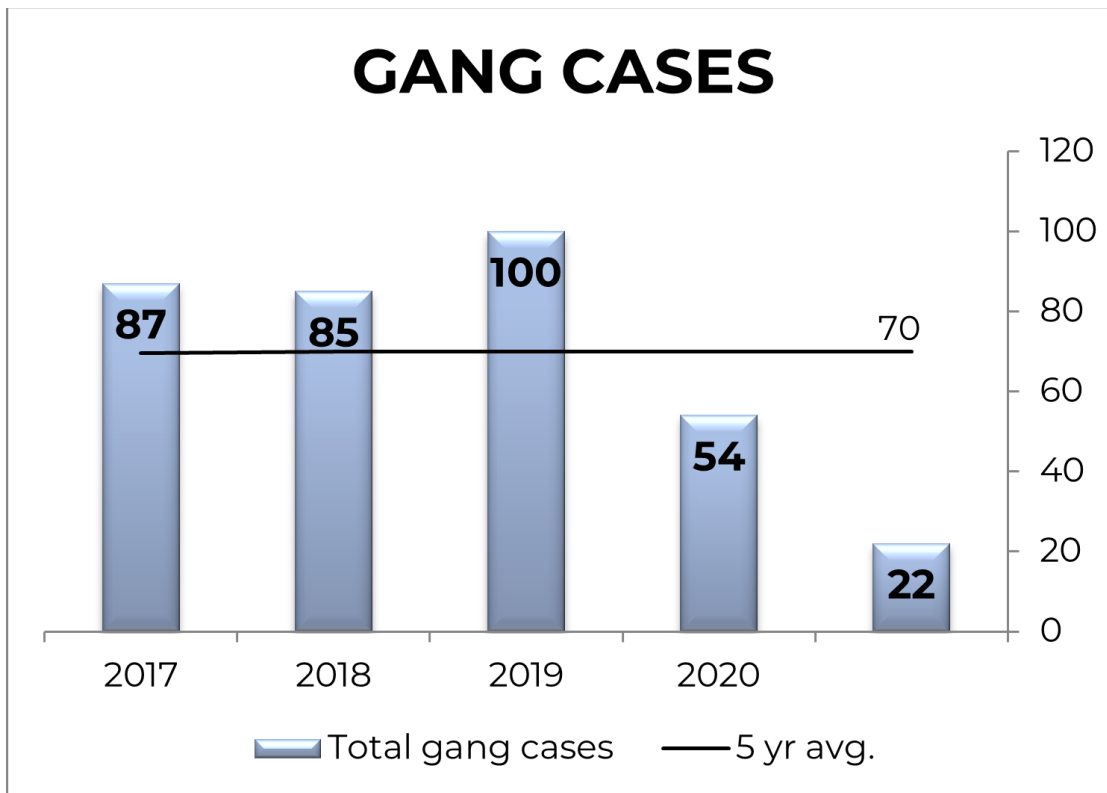
CRIME TRENDS

GANG SERVICE VS. CRIME REPORTS



Gang Service is defined as a new gang registrant. The contact is recorded and a police report is written documenting their registration. Gang Crime Report is a crime report to note if a case is gang-related or a person in the case has a gang affiliation.

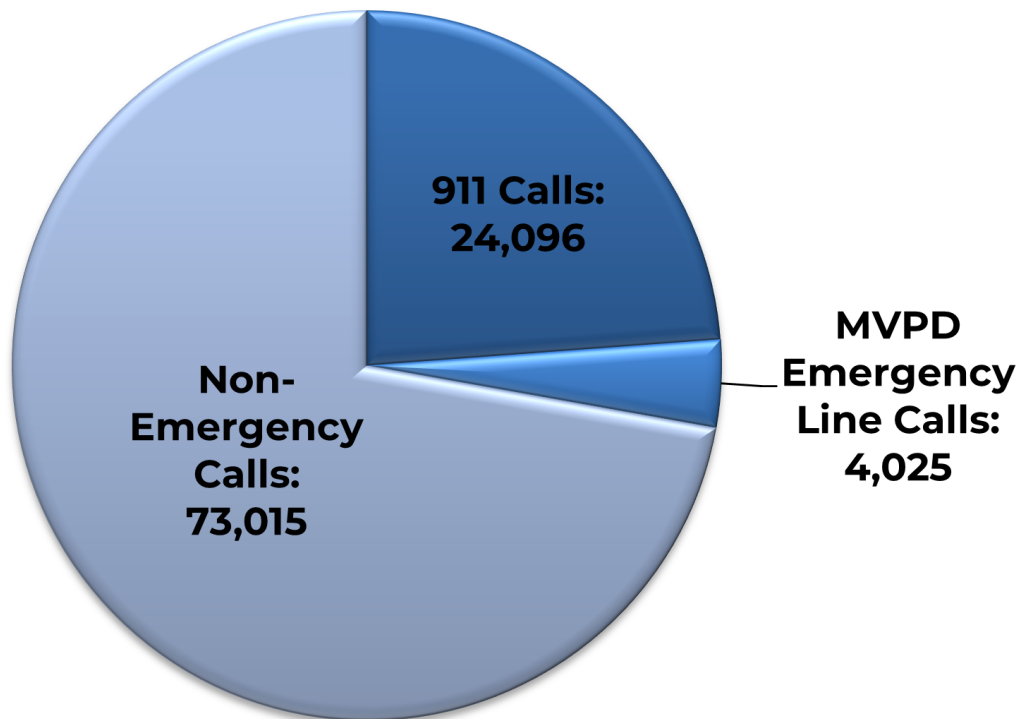
GANG CASES



ACTIVITY OVERVIEW

CALLS FOR SERVICE

CALLS PROCESSED BY ECC



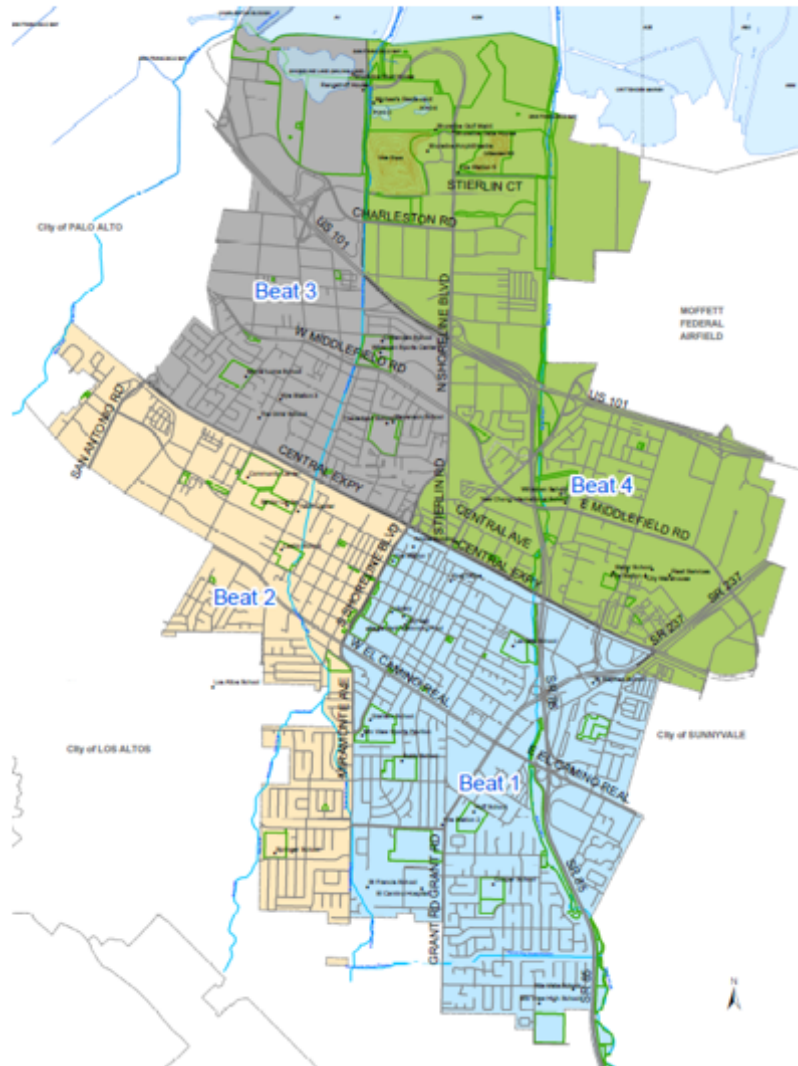
TOTAL NUMBER OF CALLS TAKEN IN 2021: 101,136

The Emergency Communications Center (ECC) is a fast-paced, Public Safety Communications Center that is open 24 hours a day, 365 days a year and staffed by a dedicated team of professional public safety dispatchers who process thousands of inbound and outbound calls a year. The team dispatches emergency response units, monitors statuses and provides assistance for Police, Fire, and Mid-Peninsula Regional Open Space District Rangers. The ECC also handles administrative and city departments requests from Police, Fire, Mid-Peninsula County Rangers; and after hours emergencies for Public Works and Facilities & Utilities. From providing life-saving medical instructions to updates on in-progress crimes to responding officers, Mountain View dispatchers are instrumental to the community and the public safety agencies they serve.

- 911: All 9-1-1 calls received by the ECC, including "abandoned" calls where a caller is no longer on the line – we have to call those back to ensure there was not an emergency.
- MVPD Emergency Calls: the 10 digit emergency lines used by allied law enforcement agency calls (CHP, Santa Clara County LE and Fire agencies, MIDPEN County Rangers), Fire/Burglar Alarm Companies, Emergency Callboxes from trails, Shoreline, City Elevators and fire stations, direct lines from Public Works and MOC – handling call outs for after-hours emergencies.
- Administrative calls: All interdepartmental calls from all PD/FD Admin Lines and all city departments such as; officer's line only, and the main police department number (X6344).

ACTIVITY OVERVIEW

CALLS FOR SERVICE



In 2021, response times to 'Emergency' and Priority 1 events (first unit dispatched to first unit arriving) was 4 minutes or less 58.4% of the time. (758 out of 1,296 events)

Note: The total of the two event counts (29,353) is not indicative of total PD CAD event count or dispatch center workload. It is only those events generated by non-self-initiated "calls for service" (17,419) to which one or more "units" were dispatched and actually arrived, plus the count of officer-initiated events. Other sources of CAD events (online, walk-in, others) to which no units were dispatched or where response was cancelled were not included in the above.

DISPATCHED CALLS BY BEAT

Beat 3: 2,866	Beat 4: 2,942
Beat 2: 5,248	Beat 1: 6,267
Out of City/ Unspecified: 96	TOTAL: 17,419

OFFICER INITIATED CALLS BY BEAT

Beat 3: 1,868	Beat 4: 1,995
Beat 2: 3,036	Beat 1: 4,447
Out of City/ Unspecified: 588	TOTAL: 11,934

RESPONSE TIMES BY BEAT

Average		Median	
Beat 3: 15.1	Beat 4: 15.6	Beat 3: 8.2	Beat 4: 8.1
Beat 2: 16.3	Beat 1: 15.0	Beat 2: 8.1	Beat 1: 7.8
All: 15.5		All: 8.1	

ACTIVITY OVERVIEW

CONTACT DEMOGRAPHICS

2021							
Race/Ethnicity - U.S. Census	2020 Census	Victims	Witnesses	Suspects	Arrests	Citations	All Contacts
White	51.9%	36.64%	33.21%	35.29%	31.39%	26.32%	33.30%
Asian	31.8%	30.04%	22.02%	13.13%	5.72%	28.69%	23.12%
Hispanic or Latino	18.1%	27.05%	41.28%	38.22%	48.66%	30.98%	33.85%
Black or African American	1.9%	4.75%	1.28%	10.55%	12.53%	3.65%	6.15%
Native American, Native Alaskan	0.4%	0.12%	0.18%	0.00%	0.49%	0.25%	0.19%
Native Hawaiian, Pacific Islander	0.2%	0.45%	0.55%	1.06%	0.61%	0.51%	0.58%
Other not reported on Census	N/A	0.94%	1.47%	1.76%	0.61%	9.59%	2.81%
TOTAL	82,376	2,440	545	853	822	1,178	5,838

Contact demographics capture the population that police came into contact with through the course of their duties. Readers should understand the data in these tables as a description of the department's total contacts. Individuals can be in multiple categories of this table. Contacts by the police are not necessarily reflective of the total population categories in Mountain View due to reporting patterns of crime, different risk of crime victimization, and movements of residents and non-residents in and out of the city.


In November 2020, the City Manager's Office and the Police Department jointly partnered with Stanford University and hired a research fellow to examine all of MVPD's traffic stop data from 2014-2020. The summary of results from the research fellow can be found [here](#).

DATA ENTRY

Total Number of Case Reports: 7,414
Total Number of Warrants: 990

Sex Offender Registrants: 54
Sex Offender Violations: 7


CASES FILED WITH DA	CITATIONS	FIELD INTERVIEW CARDS
1,089	1,291	83



PROPERTY AND EVIDENCE

TOTAL ITEMS		GUNS BOOKED IN	
Processed	13,378	Safekeeping	49
Booked	3,949	Evidence	27
		Found	2
		For destruction	25
		Total	103
		Returned to owners	6
		Destroyed	0

NARCOTIC ITEMS BOOKED IN	
Booked In:	
Narcotics	294
Paraphernalia	238
Items Destroyed:	
Narcotic	0
Paraphernalia	0



PROFESSIONAL STANDARDS

USE OF FORCE						
TYPE OF FORCE	INJURY					TOTAL
	None	Minor	Moderate	Major	Fatality	
Control Hold	3	0	0	0	0	3
Personal Weapon	1	1	0	0	0	2
Uncontrolled Takedown	4	5	0	0	0	9
OC/Pepper Spray	0	0	0	0	0	0
Baton	0	0	0	0	0	0
CED (Taser)	0	1	0	0	0	1
BolaWrap	6	1	0	0	0	7
K-9	0	0	1	0	0	1
Ramming with Vehicle	0	0	0	0	0	0
Firearm	0	0	0	0	0	0
Less Lethal Projectile	0	0	0	0	0	0
Total	14	8	1	0	0	23

Total contacts in 2021: 29,353

PERSONNEL COMPLAINTS	
Sustained	6
Unfounded	3
Not Sustained	2
Exonerated	0
No Finding	2
Pending	4

COMMENDATIONS	
Officers	11
Awards	1

PURSUITS	
Initiated	6
Apprehended	0
Collisions	1
Injuries -Suspects	0
Injuries - Citizens	0
In Policy	4
Not in Policy	2

TRAFFIC

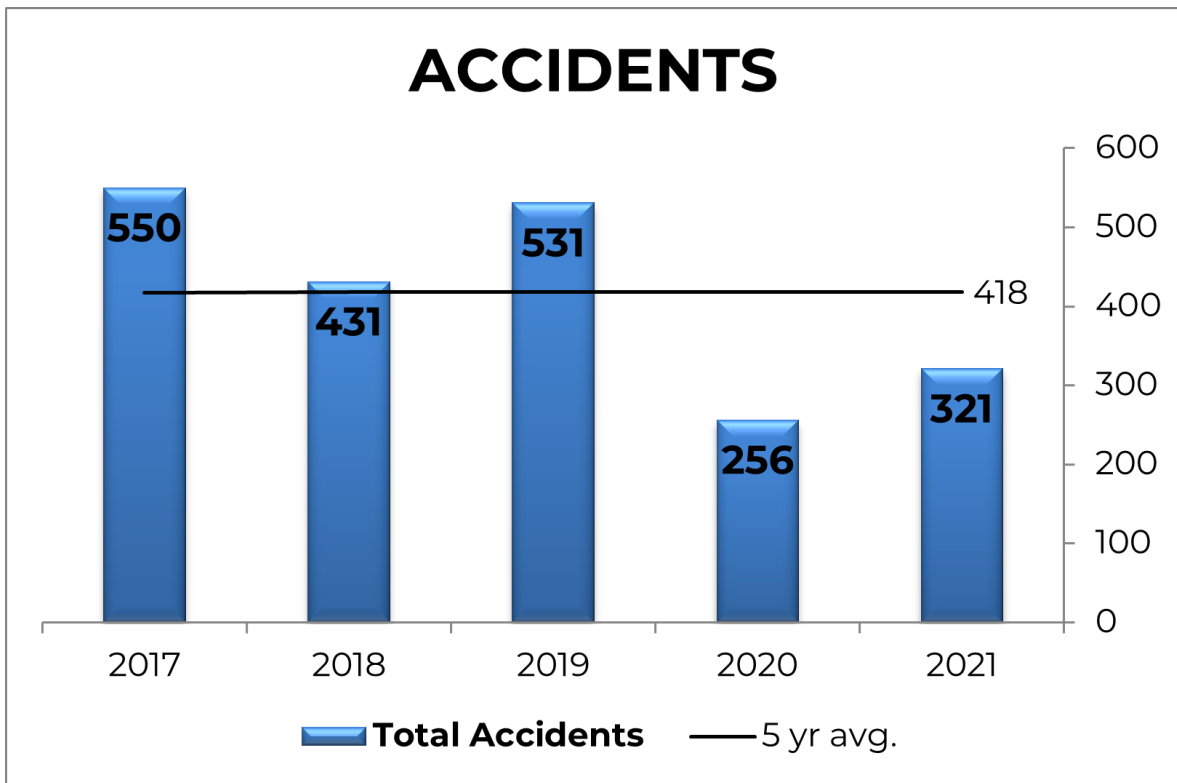


The police department's traffic team continued to enforce, educate, and engage with our community, despite the ongoing pandemic. Most notably, the Mountain View Police Department received a grant from the Office of Traffic Safety for 2021 to target traffic violations such as Primary Collision Factors, Distracted Driving, and Driving Under the Influence. While the pandemic limited group enforcement efforts to mitigate the spread of the virus, our team individually continued to work to meet or exceed the requirement of the grant.

In 2021, we saw a 50% reduction in fatal collisions (we did not have a single traffic fatality in this calendar year), a 9% increase in injury collisions, a 10% increase in non-injury collisions, and a 21% increase in private property collisions. Overall, we had an 11% increase in total collisions reported in Mountain View.

Our team continues to work to keep City roadways safe for all.

TRAFFIC



K9

As one of the longest-serving K9 programs in Santa Clara County, we were thrilled to welcome our newest K9, Maia, to the team in 2021 along with her partner, Officer Shull. We also bid a fond farewell to K9 Zeus, who retired after several years with our department.

In 2021, the three K9 teams -- Thor, Atlas, and Maia and their partners -- logged nearly 520 hours of training and were deployed nearly 240 times. The K9s teams recovered several key pieces of evidence including a bloody knife used in a stabbing, bullet casings and burglary tools. They also had two agency assists and seven apprehensions.

In one event, our K9 tracked a suspect who had abandoned a stolen car. In another incident, our K9 helped safely arrest an armed man in a search warrant service for an attempted murder case.



K9 Thor



K9 Atlas



K9 Maia

PAL PROGRAM



Mountain View PAL (Police Activities League) was formed to help provide supervision and constructive influence by responsible adult role models, including police officers, through a variety of sports, educational, and recreational activities.

The goal of the program is to serve as an influential antidote to juvenile delinquency and to provide positive mentorship between police officers and youth. The program helps enhance educational, social and personal values; development of a positive self-image; learning of successful interpersonal skills and other life skills.

The Mountain View Police Department provided students with PAL programs like PAL Boxing as well as the PAL Mentor Program. The PAL Mentor Program continued to meet every week via Zoom to continue to provide support and mentorship to 35 students throughout the pandemic. At the start of the 2021-2022 school year, PAL Mentoring resumed weekly in-person meetings.



In 2021, the Youth Services Unit (YSU) was able to implement strict COVID-19 protocols to host their annual Dreams and Futures summer program in person for 88 children between 4th grade and 8th grade over the course of four summer weeks. In December, YSU held the 20th annual Cops That Care, which provided toys, games and essential hygiene supplies to over 1,500 Mountain View children.

NEIGHBORHOOD AND EVENT SERVICES (NES)

This was a busy year with several new projects and extensive outreach conducted by the new Community Outreach Officer, Janleah McPherson. Officer McPherson assists those that are unstably housed or persons and families currently experiencing homelessness. She also helps connect county-wide social service groups with this vulnerable population.

In early 2021, the City of Mountain View partnered with LifeMoves to build a new interim site for people experiencing homelessness. The site is located at 2566 Leghorn St. in Mountain View and provides rooms for 100 households: 88 individuals and 12 families (approximately 124 people). The project is funded by this State's "Project Homekey" grant. In 2021, Officer McPherson and the NES team referred approximately 70 people in Mountain View to stay at Project Homekey.

In October, the NES team helped organize the department's first time participating in the National Faith and Blue Weekend. This initiative is designed to increase law enforcement communication with the community through houses of worship. With the help of generous community donations, we received enough items to complete over 200 hygiene kits that were donated to those in need in Mountain View.

NES also partnered with The Mountain View Public Safety Foundation to distribute over 200 gift cards, each valued at \$50, to those in need. NES also distributed face masks, and informational resource flyers consistently throughout the year.

Also a part of the NES Unit is the Cannabis Compliance Officer (COO), whose duties include developing, organizing, and coordinating regulatory procedures related to cannabis establishments in Mountain View. Several establishment applications have been submitted to the City and are working their way through the approval process.



COMMUNITY EVENTS	
Community presentations	3
Community events attended	7
Referrals to Community Services Agency	59
Referrals to Project Homekey	70

INVESTIGATIVE SERVICES DIVISION (ISD)

There have been several noteworthy cases that have been investigated and solved by our detectives over the last year.

Our Crimes Against Persons (CAP) Unit, which investigates cases including homicide, robberies, and other major crimes, solved two cold cases in 2021 -- the thirty-year cold case homicide of Milpitas resident Darryl O'Donnell and the twenty-year cold case homicide of Michael Wallace at the former Work Furlough building at 590 East Middlefield Road. Our CAP detectives also worked around the clock to arrest a woman in connection with the death of a newborn boy in August 2021. These do not include the numerous hours spent investigating child crimes, a brazen daytime shooting at Rengstorff Park and countless other cases to bring justice for victims, totaling nearly 30 major cases this year.

The Crime Suppression Unit (CSU), which investigates property crimes, narcotics cases and arsons, had a busy year as burglaries and thefts continued to be a regional trend that have impacted communities across the Bay Area. The team focused heavily on working to help curtail auto burglaries in our community, and underwent extensive hours of training to better serve our city. The team has been instrumental in working to solve cases that have plagued the region, and have spent hours coordinating with patrol teams and working with other units to identify and apprehend suspects in burglary cases.

The Cyber and Financial Crimes Unit (CFCU) supported MVPD Investigative Services Division criminal investigations by performing digital forensic examinations on 273 devices, ranging from memory cards, and thumb drives to phones, tablets, computers, and vehicle infotainment systems. By performing digital forensic examinations and providing technical expertise, the CFCU is an asset not just to MVPD, but to Bay Area law enforcement agencies (e.g. Los Altos, Palo Alto, Campbell, Richmond, Milpitas, Menlo Atherton), and regional task forces. Several CFCU members were selected for specialized training at the National Computer Forensic Institute, a training facility run by the United States Secret Service's Criminal Investigative Division that is dedicated to providing instruction on digital evidence and cyber-crime investigations. The CFCU is an active and contributing participant to the Silicon Valley Internet Crimes Against Children (SVICAC) Task Force, which focuses specifically on investigating technology-facilitated child sexual exploitation and Internet crimes against children. CFCU performed 14 ICAC investigations and 27 fraud/cyber-crimes investigations in 2021.

STAYING CONNECTED

The Mountain View Police Department values its ability to stay connected with residents and with audiences that extend well beyond our city limits. Our doors are always open, and you can find us on any of the following platforms to stay in touch, ask questions, or get connected with department personnel.

Website: www.mvvpd.gov

Social Media Platforms:



Mountain View
Police Department




@MountainViewPD



@MountainViewPD



@MountainViewPD



Address: 1000 Villa Street
Mountain View, CA 94041

Lobby Hours: 8am to 5pm
Monday thru Friday

Weekends: Appointment only

Narcotics Hotline: 650-961-5800

Abandoned Vehicle Hotline:

650-903-6358

Emergency: 9-1-1

Non-emergency & Records:

650-903-6344

IN MEMORIUM

In May 2021, we said goodbye to our beloved Chaplain, Mother Champion, who passed away after a courageous battle with cancer. She joined our department in 2017 and quickly became the heart and soul of our agency. We wanted to take a moment to honor her memory and to remember how much she meant to all of us.

Thank you, Mother Champion. We miss you.

