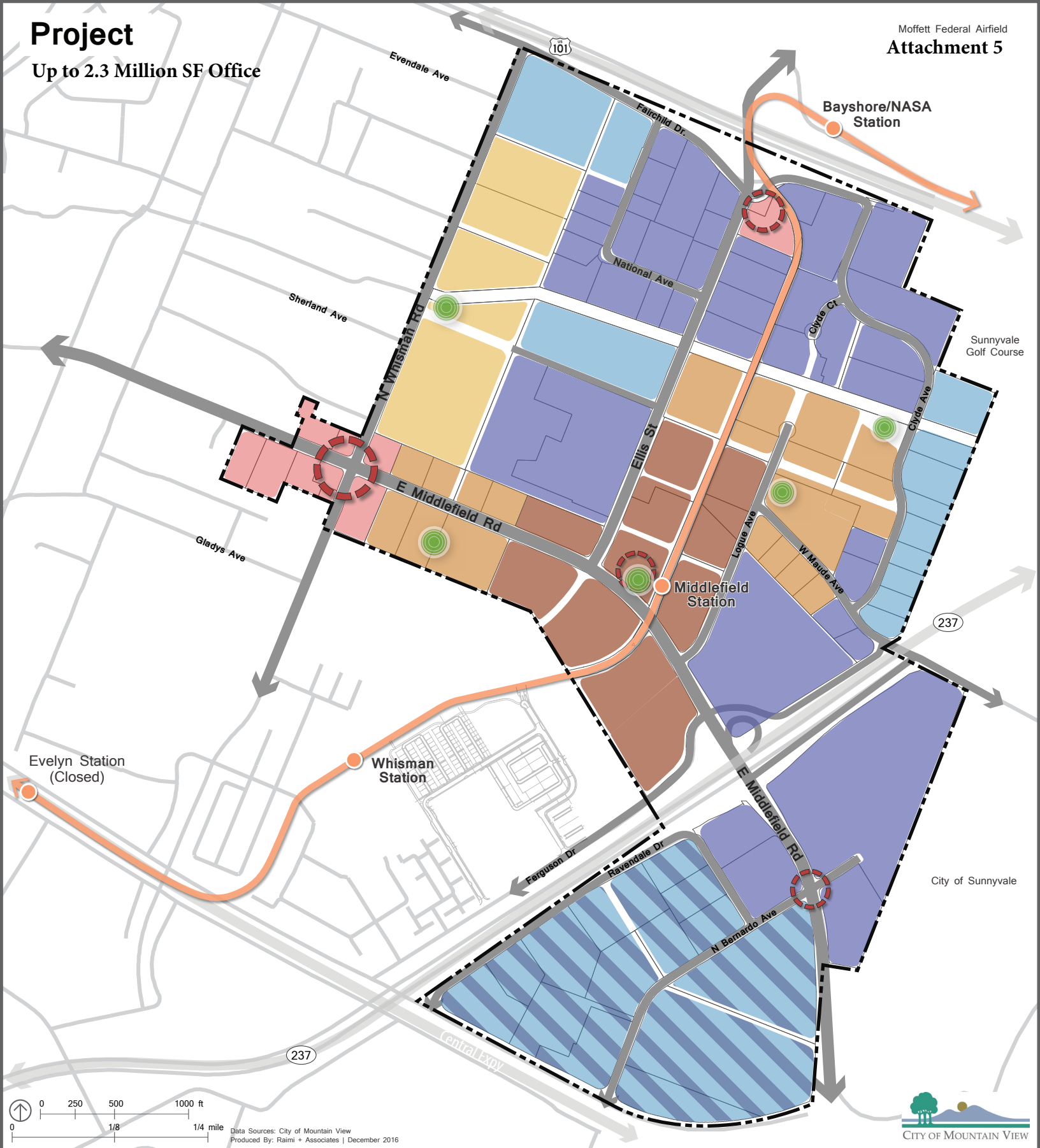


Project

Up to 2.3 Million SF Office



Evelyn Station
(Closed)

Whisman Station

Middlefield Station

Bayshore/NASA Station

Sunnyvale Golf Course

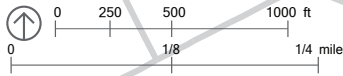
City of Sunnyvale



- Lower-Density Residential (up to 4 stories)
- Medium-Density Residential (5-6 stories)
- Higher-Density Residential (7-8 stories)
- Mixed-Use Village Center / Retail (1 to 3 stories)
- Lower-Intensity Office (up to 4 stories)
- Medium-Intensity Office (4-5 stories)
- Higher-Intensity Office (5-6 stories)

- VTA Station
- VTA Light Rail Line
- Precise Plan Area
- Retail Location
- Conceptual Park Locations

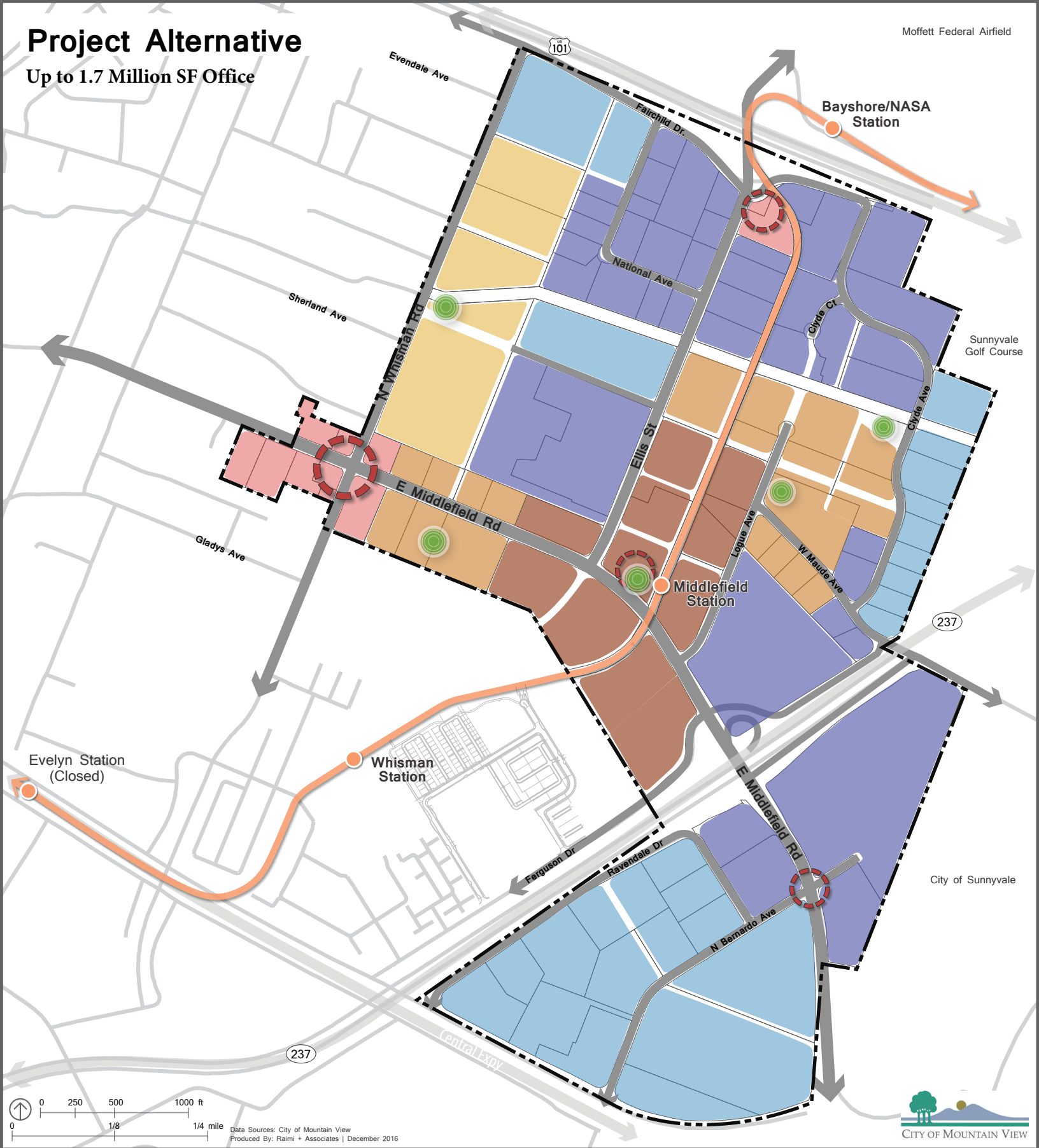
Data Sources: City of Mountain View
Produced By: Raimi + Associates | December 2016



Project Alternative

Up to 1.7 Million SF Office

Moffett Federal Airfield



- Lower-Density Residential (up to 4 stories)
- Medium-Density Residential (5-6 stories)
- Higher-Density Residential (7-8 stories)
- Mixed-Use Village Center / Retail (1 to 3 stories)
- Lower-Intensity Office (up to 4 stories)
- Medium-Intensity Office (4-5 stories)
- Higher-Intensity Office (5-6 stories)

- VTA Station
- VTA Light Rail Line
- Precise Plan Area
- Retail Location
- Conceptual Park Locations

