

# Rent Stabilization Division

## Activity Report Fiscal Year 2023-24

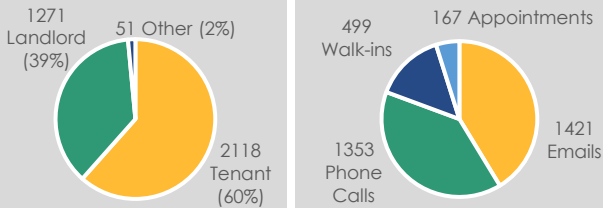
(July 2023 through June 2024)

### Community Outreach and Education

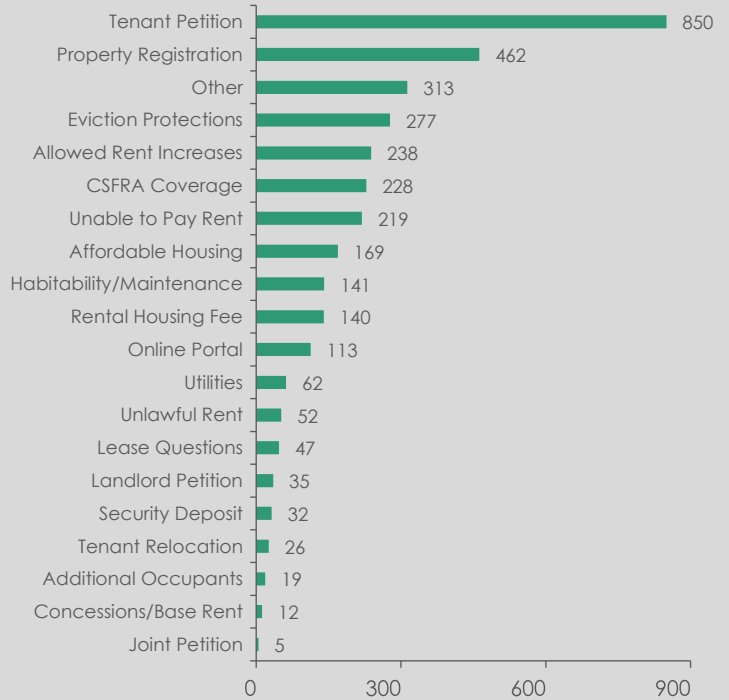
#### Information Requests and Inquiries\*

**3,440**

Inquiries from the Public

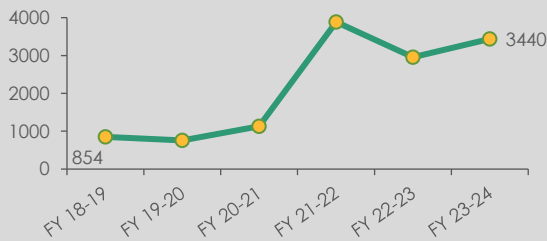


#### Inquiry Topics



**14%** Spanish Language Inquiries

#### Number of Inquiries Over Time



### Community Outreach



**29 Workshops**

347 participants  
14 bilingual workshops

**50 Office Hours**

81 participants  
joined virtually

**109 Outreach Events**

4,167 community  
members reached

### Education and Information



**Documents & Resources**

**42** Website Pages  
**10** Informational Documents  
**31** Fillable Forms  
**4** MV Voice Ads



**Mailings**

Mass Mailings	Targeted Mailings
<b>11</b> Postcards and Flyers	<b>8</b> Landlord Letters <small>ENG</small>
<b>6</b> Newsletters	<b>4</b> Tenant Letters <small>ENG, SPA, CHI, RUS</small>
181,941 Mailings	5,865 Mailings



**Email Updates**

**13** Committee Updates  
**25** Workshops  
**26** Community Updates  
**4** e-Newsletters  
**2,854** Subscribers

# CSFRA Properties

Fully Covered Properties



**678** Properties      **12,743** Units

Partially Covered Properties



**12** Properties      **1,686** Units




Fully covered properties have rent increase restrictions and eviction protections. Partially covered properties only have eviction protections.



Properties Registered



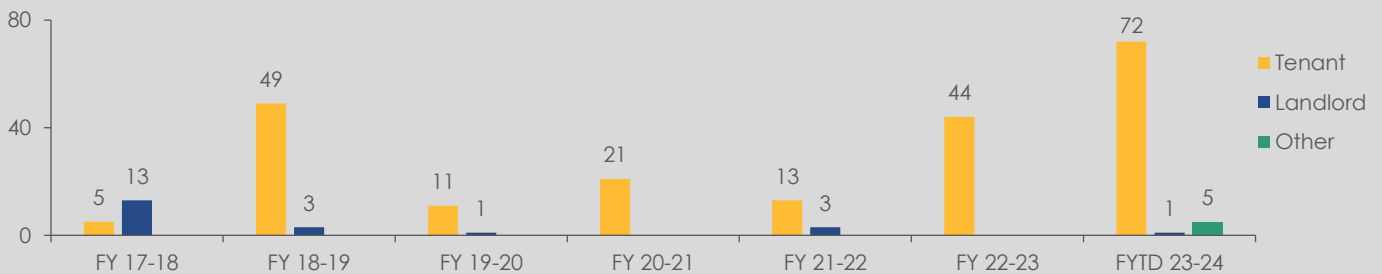
Rental Housing Fees Paid



# Rent Adjustment Petitions

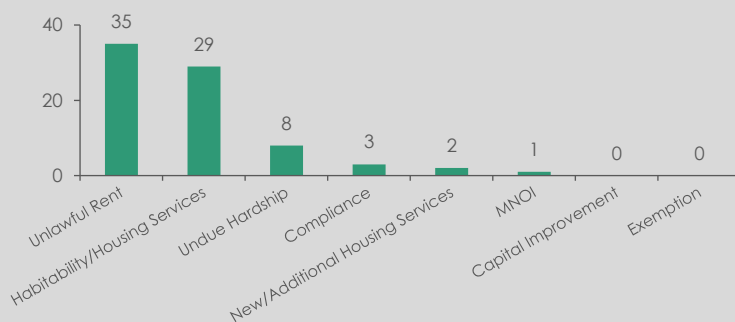
## Petitions Received by the Division (CSFRA)

Petitions Received Over Time

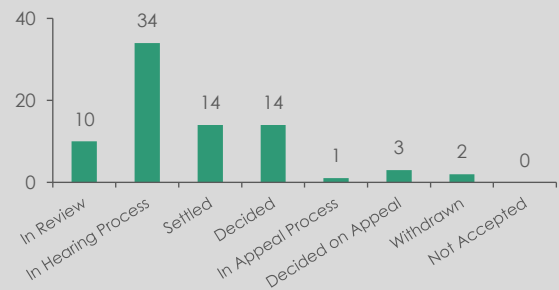


Current Fiscal Year Petitions by Type

Tenant: 72      Landlord: 1      Other: 5



Current Fiscal Year Petition Status



# Mediations and Conciliations\*\*

The Mountain View Mediation Program assists the Rent Stabilization Division by providing free mediation and conciliation services to landlords and tenants in Mountain View. These services help people come together to talk about and potentially solve their disputes in a controlled environment with the help of trained volunteer mediators. They help to resolve issues for rental properties in Mountain View, reducing the number of petitions filed with the City.



**113**

Mediations and Conciliations

**94 of 113**

Resolved  
(18 Pending, 1 Unresolved)

# Housing Help Center (HHC)

## Housing Help Center for Landlords

17

Clinics held

34

Landlords Helped

Top 3 reasons for attending the HHC

1 Property Registration

2 Allowed Rent Increase

3 Rental Housing Fee

## Housing Help Center for Tenants

24

Clinics held

225

Tenants Helped

Top 3 reasons for attending the HHC

1 Rent Assistance

2 Affordable Housing/BMR

3 Eviction Protections



43%

Require assistance in a language other than English (n=211 of 225)



51%

Heard about services via the community (n=210 of 225)



46%

Have 3 or more people in household (n=207 of 225)



<\$54k

Majority (78%) live on an average annual household income of less than \$54k (n=185 of 225)

## Community Partner Referrals\*\*\*



41

Households received rental assistance through CSA



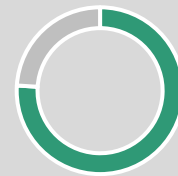
\$6,347

Average rental assistance received through CSA (n=41)



101

Tenants received free legal advice through CLSEPA



76%

Of those that received legal advice, had received a termination notice



25

Households received legal representation allowing them to remain in their home

# Eviction Prevention

## Required Noticing



**143**  
Banked Rent Increase Notices



**1,204**  
Termination Notices



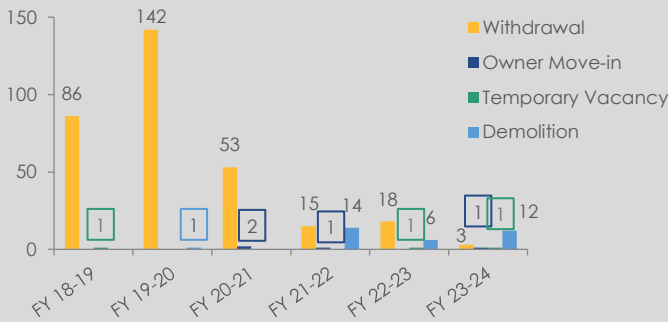
**2**  
Tenant Buyout Notices



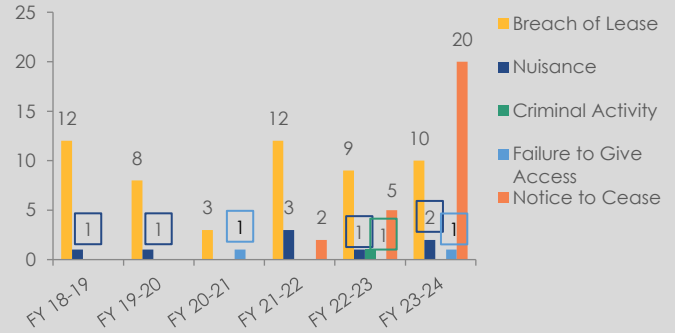
**10**  
Additional Occupant Notices

## Just Cause Eviction Submittals (as Received by the City)

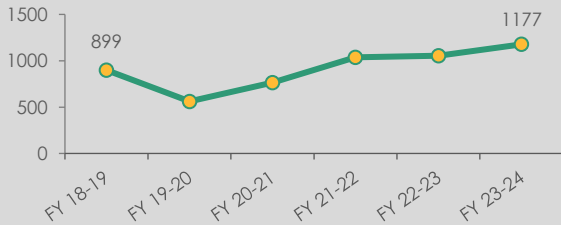
### No-Fault Evictions Over Time



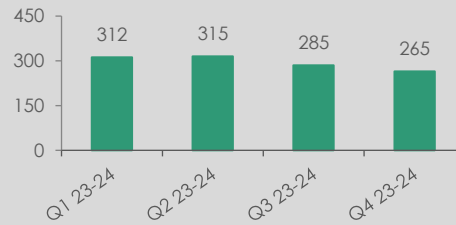
### At-Fault Evictions Over Time



### Failure to Pay Rent Notices Over Time




### Failure to Pay Rent Notices



**618**

Unique Households Received Failure to Pay Rent Notices (FYTD)

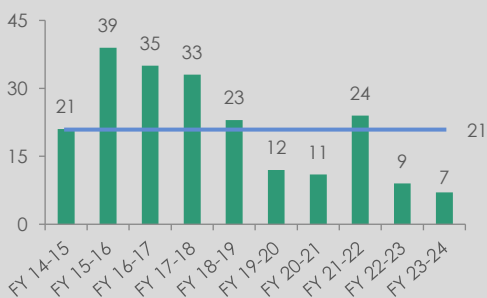
## Tenant Relocation Assistance (Calendar Year)



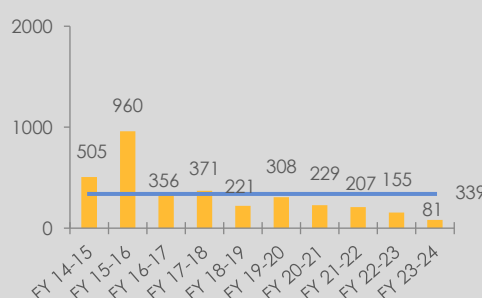
Year	Properties in Redevelopment	Units Affected	Households that Received Assistance
2019	5	297	60
2020	1	4	53
2021	0	0	29
2022	0	0	4
2023	0	0	1
2024	0	0	0

## Property Sales for Fully Covered Units

### Properties Sold Over Time



### Units Sold Over Time



### Properties Currently for Sale



**3**  
Properties

**31**  
Units

# Mobile Homes

## Mobile Home Coverage



6

Mobile Home Parks

1,130

Mobile Homes

283

Rented Mobile Homes



The Mobile Home Rent Stabilization Ordinance (MHRSO) provides rent stabilization for both mobile home owners who rent spaces and mobile home tenants who rent mobile homes. It also provides eviction protections for mobile home tenants.



Parks Registered



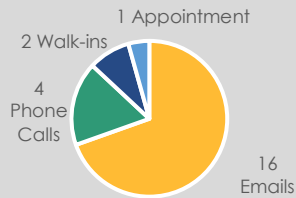
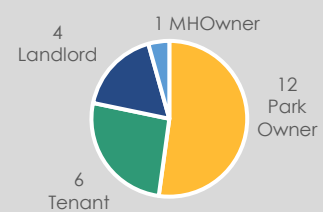
Space Rental Fees Paid



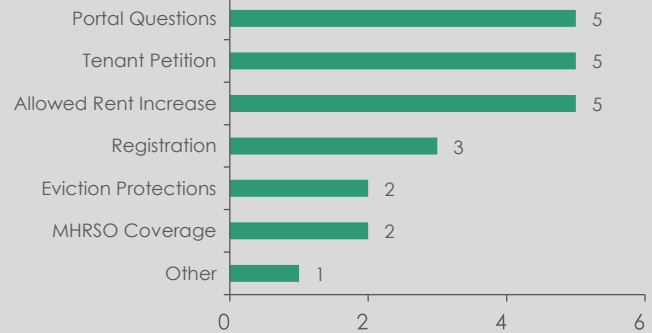
## Information Requests and Inquiries\*

23

Inquiries from the Public



### Inquiry Topics



## Rent Adjustment Petitions Received by the Division (MHRSO)

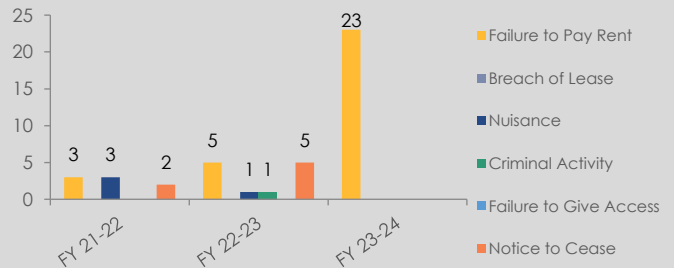
	Tenant/Home Owner Petitions			Park Owner		Other Petition Types		
	Unlawful Rent	Habitability/Housing Services	Undue Hardship	MNOI	Capital Improvements	Joint	Exemption	Compliance
FY 21-22	0	0	0	0	0	0	0	0
FY 22-23	1	0	0	0	0	0	0	0
FY 23-24	0	0	1	0	0	0	0	0

## Just Cause Eviction Submittals (as Received by the Division)

### No-Fault Evictions Over Time

	Withdrawal	Owner Move-In	Temporary Vacancy	Demolition
FY 21-22	0	0	0	0
FY 22-23	0	0	0	0
FYTD 23-24	0	0	0	0

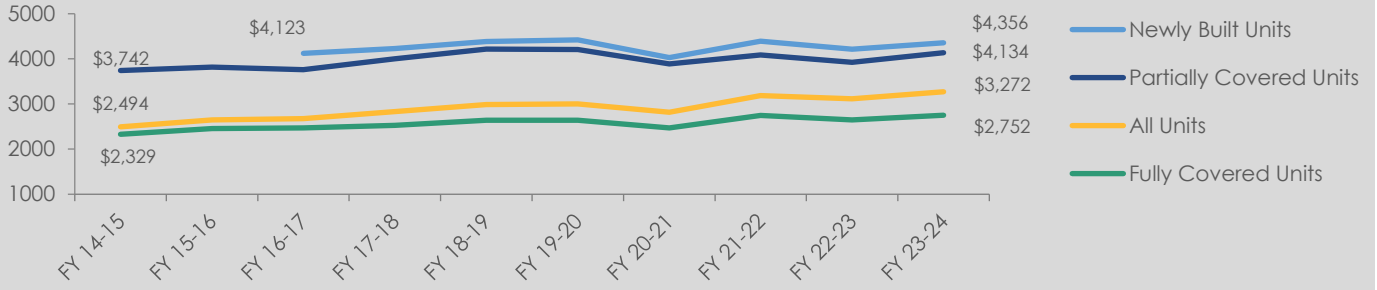
### At-Fault Evictions Over Time



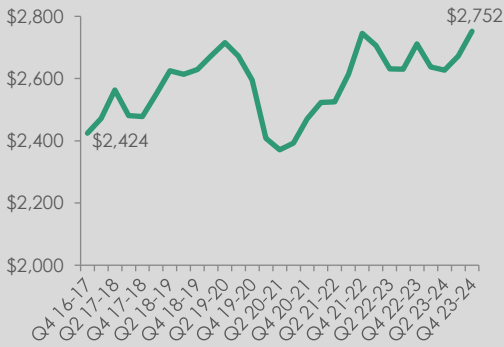
# Market Conditions

## Average Market Rent\*\*\*\*

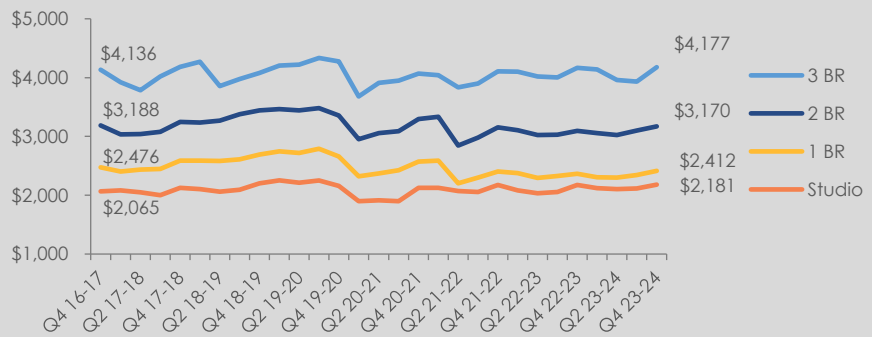
### Average Market Rent (Past Ten Years)



### Market Rent (Fully Covered Units)

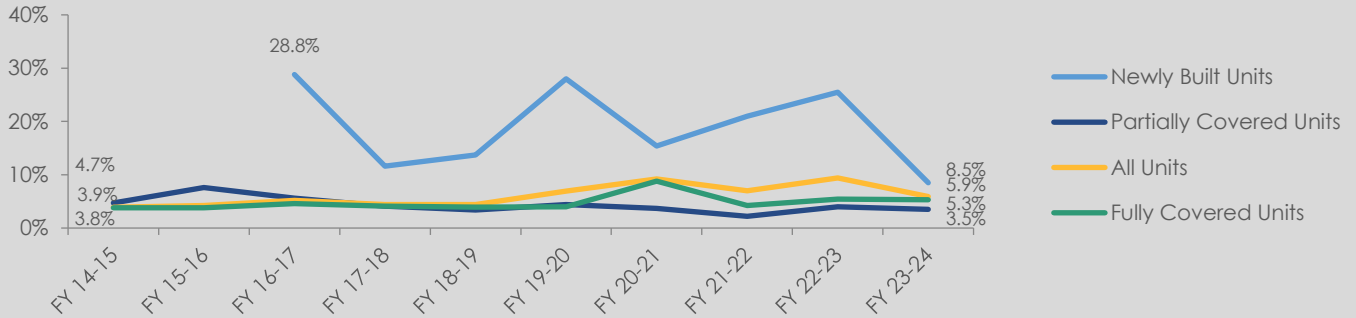


### Market Rent by Number of Bedrooms (Fully Covered Units)

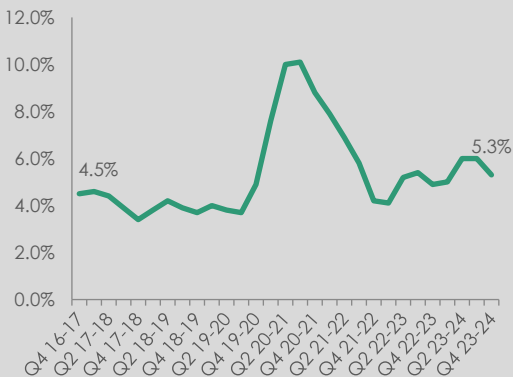


## Vacancy Rates\*\*\*\*\*

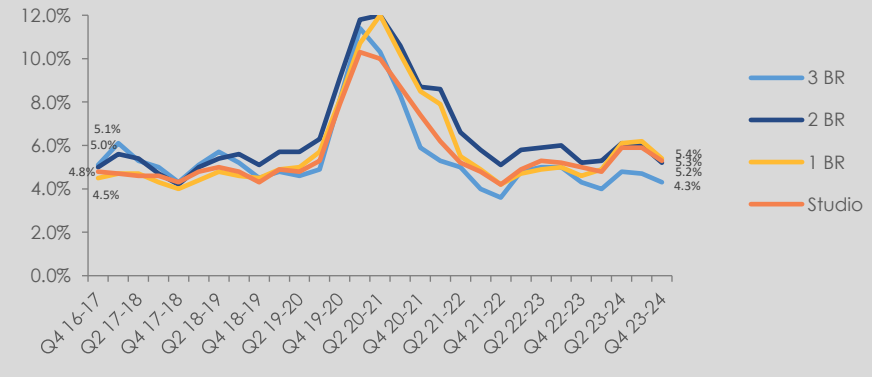
### Vacancy Rate (Past Ten Years)



### Vacancy Rate (Fully Covered Units)



### Vacancy Rate by Number of Bedrooms (Fully Covered Units)



\*Project Sentinel and City of Mountain View Rent Stabilization Division, June 2024; \*\*Mountain View Mediation Program, June 2024; \*\*\*Community Services Agency and Community Legal Services in East Palo Alto, June 2024; \*\*\*\*CoStar, June 2024; Disclaimer: Vacancy Rate data is for informational purposes only and not intended to be used as a benchmark for suspension of the CSFRA. See Section 1718 of the CSFRA for details; \*\*\*\*\*CoStar, June 2024 Average Asking Rent (market rent rate).

## METHODOLOGY

The Rent Stabilization Division Activity Report compiles data from a variety of sources including CoStar, a rental market database. Data unrelated to the CoStar database was obtained by staff through use of internal record keeping and databases including the Rent Stabilization Portal, and in partnership with external consultants and vendors, including Associated Right of Way Services (ARWS), Project Sentinel, the Community Services Agency of Mountain View and Los Altos (CSA), and Community Legal Services of East Palo Alto (CLSEPA). Cases reported by CLSEPA are counted when the case is closed.

The Rent Stabilization Portal is used for data related to property information, CSFRA and MHRSO coverage, compliance with registration and Rental Housing Fee/Space Rental Fee payments, and submitted notices. Although Rental Housing Fees and Space Rental Fees are charged to fund the fiscal year budget (which runs from July through June of each year), the fees are billed in January, six months into the fiscal year. For this reason, data showing the compliance rates of registration and Rental Housing Fee/Space Rental Fee payments are shown on the calendar year. A new registration and fee payment reporting cycle began at the start of the third quarter of the Fiscal Year (January 2024).

Email subscribers reported are unique users across multiple rent stabilization email lists managed through the City's webpage. Emails from landlords and managers that registered through the Rent Stabilization Portal are also included in the subscriber count. The Community Outreach data includes events and participants from the Housing Help Centers.

Data gathered from CoStar utilizes as regimented and consistent search terms within the database as possible in an effort to adhere to the specifics of the CSFRA. The data provided by CoStar and used in the Rent Stabilization Division Activity Report was obtained as follows:

- **Vacancy Rate Data and Average Asking Rent Data (Average Market Rent):** The search criteria included multi-family properties with three or more units built before 1995; multi-family properties with three or more units built from 1995 through 2016; multi-family properties with three or more units built after 2016; and all multi-family properties with three or more units using the *Properties* database. These four data points illustrate the average vacancy rate and average asking rent trends of vacant units for the total market, including units fully covered by the CSFRA (first occupancy before 1995), units partially covered by the CSFRA (first occupancy from 1995 through 2015), newly built units not covered by the CSFRA (first occupancy after December 23, 2016) and all units within Mountain View.
- **Multi-Family Property Sales for Units Built Before 1995:** The search criteria for Multi-Family Property Sales for Units Built Before 1995 included multi-family apartment properties with three or more units that sold from 2013 through 2023 within Mountain View using the *Sales Comp* database. Non-Arm's Length Sales, in which there is a relationship between the buyer and the seller of the property, were excluded.
- **Properties Currently for Sale:** The search criteria for Properties Currently for Sale included multi-family apartment properties built before 1995 with three or more units currently for sale within Mountain View using the For Sale database.

Please note, CoStar does not gather data for Mobile Home Parks. Future data specific to Mobile Home Parks will be available through the Rent Stabilization Division's registration database. Furthermore, as more properties register with the Division, staff anticipates being able to pull detailed data from the system for both Community Stabilization and Fair Rent Act (CSFRA) and Mobile Home Rent Stabilization Ordinance (MHRSO) covered units.