

PAINT - ACCENT
DUNN EDWARDS - SUEDE VEST

PAINT (OWNER PREFERENCE) ACCENT
DUNN EDWARDS - ACORN SQUASH

PAINT - MAIN ENTRANCE
DUNN EDWARDS - SHEET METAL

PAINT - ACCENT BETWEEN COLUMNS
DUNN EDWARDS - TARNISHED SILVER

PAINT - FIELD
DUNN EDWARDS - CRYSTAL HAZE

VITRO - SOLARBRONZE TINTED GLASS
TO MATCH EXISTING

MAIN ENTRANCE
TRESPA PURA SIDING - TROPICAL IPE
& EXTERIOR REDWOOD SUNSHADE TO BE STAINED TO MATCH

ROOF SCREEN
MORIN METAL
COLOR - DOVE GRAY

TRASH ENCLOSURE
ARTISAN PERFORATED METAL
PATTERN 67-RAIN
TO BE PAINTED DUNN EDWARDS SHEET METAL


TRASH ENCLOSURE
CEMENT PLASTER
LA HABRA 30/30 FLOAT BASE 100
TO BE PAINTED CRYSTAL HAZE

240 SOUTH WHISMAN ROAD

PAIN (OWNER PREFERENCE) ACCENT
DUNN EDWARDS - ACORN SQUASH

Binder 2

To reorder, visit dunnedwards.com
or call (888) DE PAINT (337-2468)


DE5292 Acorn Squash
LRV 43 

Keep stub
for reference

PAINT - ACCENT
DUNN EDWARDS - SUEDE VEST

Binder 2

To reorder, visit dunnedwards.com
or call (888) DE PAINT (337-2468)

DE5279 Suede Vest
LRV 33 

Keep stub
for reference

PAINT - MAIN ENTRANCE
DUNN EDWARDS - SHEET METAL


To reorder, visit dunnedwards.com
or call (888) DE PAINT

DE6356 Sheet Metal
LRV 11

Keep stub
for reference
C4

240 SOUTH WHISMAN ROAD

PAINT - ACCENT BETWEEN COLUMNS
DUNN EDWARDS - TARNISHED SILVER



Binder 8

To reorder, visit dunnedwards.com
or call (888) DE PAINT (337-2468)

DE6355 Tarnished Silver
LRV 19

Keep stub
for reference

PAINT - FIELD
DUNN EDWARDS - CRYSTAL HAZE

Binder 8



To reorder, visit dunnedwards.com
or call (888) DE PAINT (337-2468)



DE6219 Crystal Haze
LRV 71



Keep stub
for reference

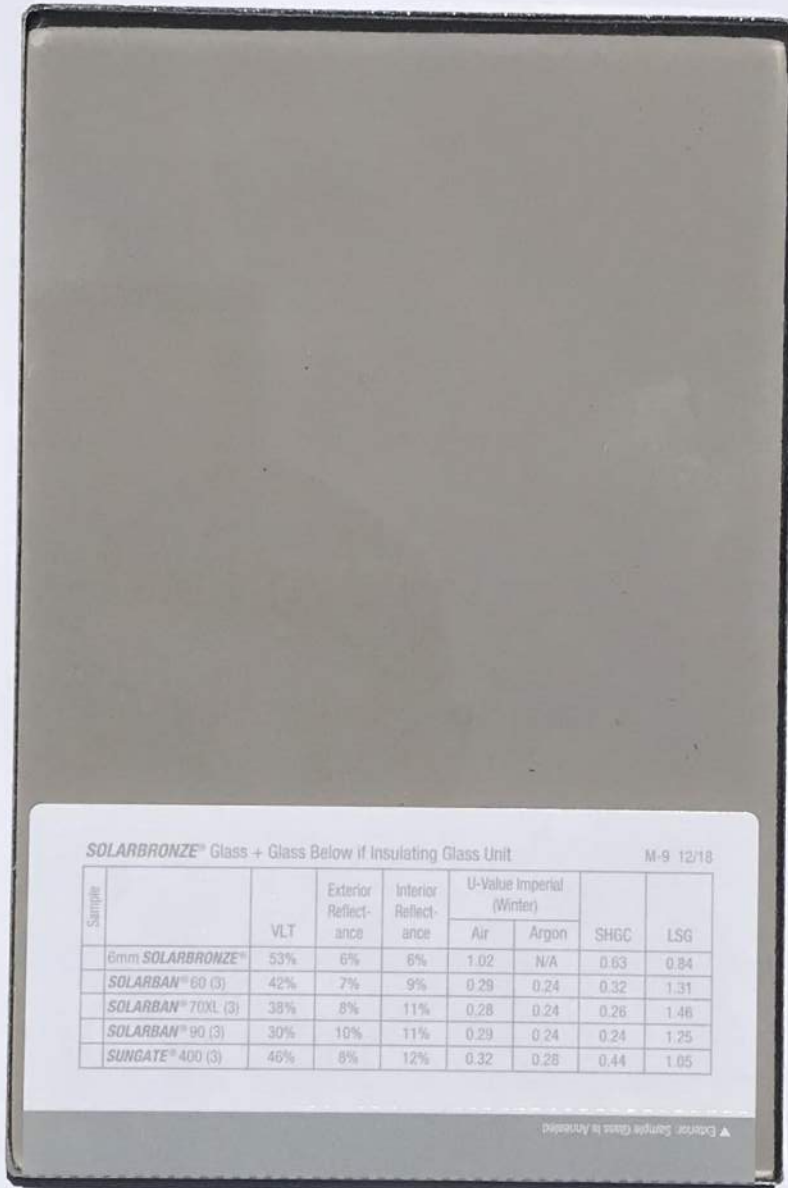
MAIN ENTRANCE
TRESPA PURA SIDING - TROPICAL IPE
& EXTERIOR REDWOOD SUNSHADE TO BE STAINED TO MATCH



ROOF SCREEN
MORIN METAL
COLOR - DOVE GRAY



VITRO - SOLARBRONZE TINTED GLASS
TO MATCH EXISTING



SOLARBRONZE® Glass + Glass Below if Insulating Glass Unit M-9 12/18

Sample	VLT	Exterior Reflectance	Interior Reflectance	U-Value Imperial (Winter)		SHGC	LSG
				Air	Argon		
6mm SOLARBRONZE®	53%	6%	6%	1.02	N/A	0.63	0.84
SOLARBAN® 60 (3)	42%	7%	9%	0.29	0.24	0.32	1.31
SOLARBAN® 70XL (3)	38%	8%	11%	0.28	0.24	0.26	1.46
SOLARBAN® 90 (3)	30%	10%	11%	0.29	0.24	0.24	1.25
SUNGATE® 400 (3)	46%	8%	12%	0.32	0.26	0.44	1.05

▲ Contact your local Vitro Glass by Anshelco

TRASH ENCLOSURE/ EXTERIOR BUILDING
CEMENT PLASTER
LA HABRA 30/30 FLOAT BASE 100
TO BE PAINTED CRYSTAL HAZE

NOTE: THIS IS AN
ENLARGED IMAGE OF
A SAMPLE THAT IS 3" X 3"



TRASH ENCLOSURE
ARTISAN PERFORATED METAL
PATTERN 67-RAIN
TO BE PAINTED DUNN EDWARDS SHEET METAL



240 SOUTH WHISMAN ROAD